



THE FORMWORK

NOE® parts lists

Dated: 04.2020







Table of Contents

For the delivery of the parts listed in this list only apply “General NOE Terms and Conditions”.
We accept no liability for any printing errors.
Technical representations and information as well as illustrations are non-binding.
Technical changes reserved.

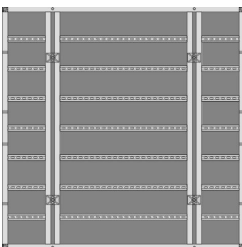

Systeme	pages
NOEtop.....	2-31
NOEalu XLS / NOEalu L.....	32-41
NOE support bracket.....	42-54
NOE stabilizers and push-pull braces	55-61
NOEtop circular formwork	62-85
NOE column formwork	86-103
NOE deck formwork	104-137
NOE scaffolding.....	138-155
NOE shoring.....	156-171
NOE formwork and scaffolding accessories.....	172-209
Index	
Description.....	207-214
Part No.	215-222

NOEtop large panel with integral bracing system, with NOEform facing





fFacing butt jointed, 5300 mm 4-part, 3x tongue and groove, 3310 and 2650 mm 2-part, 1x tongue and groove

	Description	Width mm	Height mm	Surface m ²	Weight approx. kg	Part No.
	NOEtop large panel (with cantilever)	5300	2650	14,05	932,5	168051
		3310	2650	8,77	589,9	168052
	With predrilled and bushed tie bar holes, with 21 mm NOEform facing, formwork facing with tongue and groove, galvanised	2650	2650	7,02	478,7	168053
	NOEtop large panels (compatible with NOE Top 2000)	5300	2650	14,05	941,4	168049
		3310	2650	8,77	598,7	168033
	with predrilled and bushed tie bar holes, with 21 mm NOEform facing, formwork facing with tongue and groove, galvanised hire only	2650	2650	7,02	496,8	168029

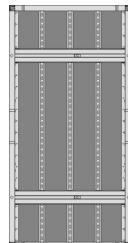
NOEtop large panel with integral bracing system, with NOEform facing (purchase only)

	Description	Width mm	Height mm	Surface m ²	Weight approx. kg	Part No.
	NOEtop large panels (with cantilever)	5300	2650	14,05	932,5	168067
		3310	2650	8,77	589,9	168066
	with predrilled and bushed tie bar holes, with 21 mm NOEform facing, formwork facing continuous, galvanised	2650	2650	7,02	478,7	168065
	NOEtop large panels (compatible with NOE Top 2000)	5300	2650	14,05	941,4	168062
		3310	2650	8,77	598,7	168061
	with predrilled and bushed tie bar holes, with 21 mm NOEform facing, formwork facing continuous, galvanised	2650	2650	7,02	496,8	168060

NOEtop panels with multihole horizontal stiffeners, with NOEform facing



	Description	Width mm	Height mm	Surface m ²	Weight approx. kg	Part No.
	Panels	1325	3310	4,39	252,9	160065
	3310 mm high,	1000	3310	3,31	204,8	160067
	with 21 mm NOEform facing,	750	3310	2,48	168,1	160068
	galvanised	550	3310	1,82	138,6	160070
		500	3310	1,66	131,2	160071
		450	3310	1,49	123,8	160073
		400	3310	1,32	116,4	160074
		250	3310	0,83	94,1	160075
	Panels	1325	2650	3,51	205,2	168019
	2650 mm high,	1000	2650	2,65	166,2	168209
	with 21 mm NOEform facing,	750	2650	1,99	136,3	168309
	galvanised	550	2650	1,46	112,1	168609
		500	2650	1,33	106,1	168409
		450	2650	1,19	100,1	168749
		400	2650	1,06	94,1	168909
		250	2650	0,66	76,0	168509
	Panels	1325	1325	1,76	111,6	169009
	1325 mm high,	1000	1325	1,33	90,3	169209
	with 21 mm NOEform facing,	750	1325	0,99	74,1	169309
	galvanised	550	1325	0,73	61,0	169609
		500	1325	0,66	57,7	169409
		450	1325	0,59	54,5	169749
		400	1325	0,53	51,2	169909
		250	1325	0,33	41,0	169509
	Panels*	1325	660	0,88	63,2	163019
	660 mm high,	1000	660	0,66	51,1	163209
	with 21 mm NOEform facing,	750	660	0,50	41,9	163309
	galvanised *** = purchase only, not for hire**	550	660	0,36	34,2	163609
		500	660	0,33	32,3	163409
		450	660	0,30	30,5	163749
		400	660	0,26	28,6	163909
		250	660	0,17	22,9	163509

NOEtop multifunction panel, with NOEform facing



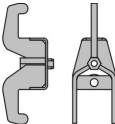
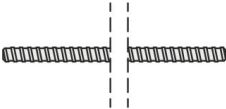
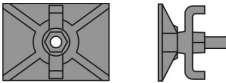
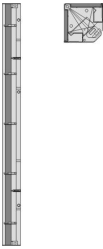

	Description	Width mm	Height mm	Surface m ²	Weight approx. kg	Part No.
	NOEtop multifunction panel	1325	3310	4,39	334,3	168022
	with 21 mm NOEform facing,	1325	2650	3,51	259,7	168020
	galvanised	1325	1325	1,76	138,2	168021






NOEtop Alu panels, with NOEform facing

purchase only, not for hire

	Description	Width mm	Height mm	Surface m ²	Weight approx. kg	Part No.
	NOEtop Alu panels	883	2650	2,34	64,2	167322
	2650 mm high, with 15 mm	750	2650	1,99	57,2	167324
	NOEform facing, powder-	500	2650	1,33	44,2	167328
	coated RAL 6033	250	2650	0,66	31,3	167336
	NOEtop Alu panels	883	1325	1,17	34,4	167340
	1325 mm high, with 15 mm	750	1325	0,99	31,1	167382
	NOEform facing, powder-	500	1325	0,66	23,9	167385
	coated RAL 6033	250	1325	0,33	16,7	167389



NOEtop corner solutions, with NOEform facing

	Description	Width mm	Height mm	Surface m ²	Weight approx. kg	Part No.
	External corner panels 1000	1000	3310	3,31	267,0	160076
	with 21 mm NOEform facing,	1000	2650	2,65	214,2	167009
	galvanised	1000	1325	1,33	113,7	167019
	(660) = purchase only	1000	(660)	0,66	54,6	163009
	External corner panels 750	750	3310	2,48	169,1	160077
	with 21 mm NOEform facing	750	2650	1,99	137,4	167010
	(660) = purchase only	750	1325	0,99	71,0	167020
		750	(660)	0,50	50,6	163010
	Multi-claw galvanised				3,5	164030
	Tie rod Ø 15 mm part no. 67 ... with length in mm added, galvanised				1,4	670950
	Waling plate with wing nut bearing area 140x100 mm, galvanised	140			1,4	691700
	90° internal corner	250	3310	1,66	125,3	160078
	with 4° stripping play and stop	250	2650	1,33	102,8	167209
	for easy erection and stripping,	250	1325	0,66	60,9	167219
	with 21 mm NOEform facing, galvanised (660) = purchase only	250	(660)	0,33	36,0	167249
	Aluminium external corner	110	3310		25,3	164065
	angle 90°	110	2650		16,9	164064
	aluminium	110	1325		8,4	164063
	(660) = purchase only	110	(660)		4,2	164061







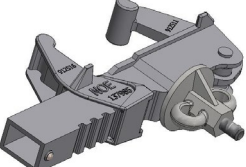
Description	Width mm	Height mm	Surface m ²	Weight approx. kg	Part No.
 External corner angle 90° steel, galvanised (660) = purchase only	110	3310		61,0	164045
	110	2650		50,1	164044
	110	1325		25,4	164043
	110	(660)		13,0	164042
  Adjustable internal corner usable as an internal corner of 60-180°, with durably elastic, soiling-resistant PU strip in the corner zone, galvanised (660) = purchase only	300	3310	1,99	158,8	164003
	300	2650	1,59	133,0	164002
	300	1325	0,80	76,8	164001
	300	(660)	0,40	47,4	164000
  Adjustable external corner usable as an external corner of 60-180°, with durably elastic, soiling-resistant PU strip in the corner zone, galvanised (660) = purchase only	112,5	3310	0,75	99,0	164008
	112,5	2650	0,60	80,5	164007
	112,5	1325	0,30	43,5	164006
	112,5	(660)	0,15	21,8	164005
Aluminium corner chamfer strips with plastic insert for adjustable NOEtop internal and external corners, fastening requires countersunk bolts, Part No. 365135. Adjustable NOEtop internal corner height 3310 mm 32 bolts height 2650 mm 26 bolts height 1325 mm 16 bolts height 660 mm 10 bolts Adjustable NOEtop external corner height 3310 mm 32 bolts height 2650 mm 28 bolts height 1325 mm 18 bolts height 660 mm 10 bolts hire only		3310		6,1	913021
		2650		4,9	913022
		1325		2,5	913023
		660		1,5	913024

NOEtop Alu corner solutions, with NOEform facing

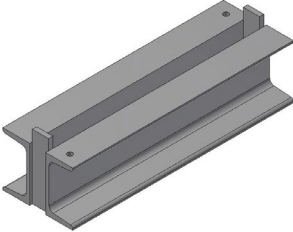


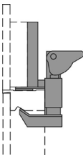
purchase only, not for hire

	Description	Width mm	Height mm	Surface m ²	Weight approx. kg	Part No.
	NOEtop Alu external corner panels	883	2650	2,34	70,7	167363
	with 15 mm NOEform facing, powder-coated RAL 6033	883	1325	1,17	36,5	167366
	NOEtop Alu 90° internal corner	250	2650	1,33	43,3	167372
	with 15 mm NOEform facing, powder-coated RAL 6033	250	1325	0,66	23,7	167376



NOEtop clamps

	Description	Length mm	Width mm	Height mm	Weight approx. kg	Part No.
	NOE Toplock for panel connections and longitudinal compensations up to 42 mm, permissible tensile load 15 kN, galvanised				3,7	137976
	NOE Toplock H for panel connections and longitudinal compensations up to 100 mm, permissible tensile load 20 kN, galvanised				4,4	137970
	NOE Toplock adapter NOEtop / NOEtop R clamps to connect NOEtop and NOEtop R, galvanized				4,4	137979
	Alignment clamp for use on large areas of formwork to create butt joints capable of transferring bending moments, galvanised				19,8	135309
	Bolt M 18x160 with nut and 4 washers, galvanised Hire only! For purchase see price list for formwork and scaffold accessories.				0,5	318900
	Toplock for the quick butted connection of any arrangement of panels, compensation up to 30 mm, permissible tensile load 20 kN, galvanised, Hire only				3,7	137990
	Top Adjustable lock for infinitely adjustable compensation piece 0-135 mm, permissible tensile load 20 kN, galvanised, hire only				5,2	137985

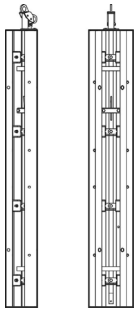
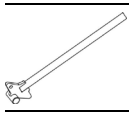




NOEtop longitudinal compensation



	Description	Width mm	Height mm	Surface m ²	Weight approx. kg	Part No.
	Compensation channel 410 mm long, galvanised				9,4	135109
	Extension channel 1000 mm long, GR 35, for aligning formwork at compensation panels and timber compensation pieces, galvanised				15,5	135208
	Alignment channel 1425 mm long, galvanised				21,5	135210
	Extension clamp for on-site extensions using formwork boards up to max. 200 mm, galvanised Can not be used with crane hook. Instead use 2x ring bolts M 16 (821110), 2x safety nuts M 16 (373013) and spacer washer for M 16 (314600).				3,2	137850

Bolts

	Description	Length mm	Width mm	Height mm	Weight approx. kg	Part No.
	Countersunk bolt M 8x30 DIN 7991, 8.8, galvanised, packaging unit 200 No.				2,0	365132
	Safety nut M 8 DIN 985, 8.0, galvanised, packaging unit 1000 No.				5,1	373004

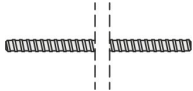
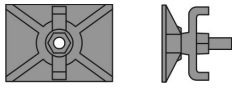


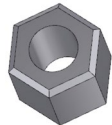
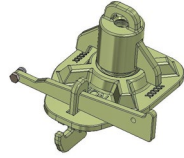


NOEtop stripping corners

	Description	Width mm	Height mm	Surface m ²	Weight approx. kg	Part No.
	NOEtop stripping corner	300	3310	1,99	209,5	137768
	20 mm stripping play both	300	2650	1,59	175,0	137762
	sides, the forms are connected each side up to 2650 mm high by 3 NOE Toplocks (Part No. 137976) and up to 3310 mm high by 4 NOE Toplocks, alternatively they can be connected each side by 2 bolts M18x160 (Part No. 318900), for the extensions 2 bolts M16x40 (Part No. 313400) are required, galvanised Operating the NOEtop stripping corner requires at least 1 NOE lever arm. Observe the AuV (assembly and use instructions) for the NOEtop stripping corner.	300	1325	0,80	87,5	137761
	NOE lever arm for stripping the NOEtop stripping corner, galvanised				3,9	398202
	Lever head galvanized				5,9	924950
	Magnet set for stripping corners a magnet set consists of 4 cast-in magnets and one retrieval magnet, brass housing, retrieval magnet with internal thread M 6 attachment force 450 N for 25 mm Ø, 700 N for 32 mm Ø		35 40		1,1 1,2	694981 694982
	Bolt M 18x160 with nut and 4 washers, galvanised Hire only! For purchase see price list for formwork and scaffold accessories.				0,5	318900
	Bolt M 16x40 with nut and washer, galvanised Hire only! For purchase see price list for formwork and scaffold accessories.				0,1	313400

	Description	Width mm	Height mm	Surface m ²	Weight approx. kg	Part No.
	<p>Prop support for providing horizontal support to Europrops and NOEprops on shaft formwork, galvanised. 1 hammerhead bolt with handle (Part No. 319338) is required for attaching.</p>	70	150		1,8	890845
	<p>Hammer-head bolt with handle integrated Sprint nut 230 mm long, clamp length 125 mm, permissible tensile load =18.8 kN, galvanised</p>				1,2	319338

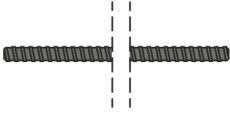
Tie rod Ø 15 mm

Rods, core Ø 15 mm, external Ø 17 mm, permissible tensile load 90 kN (in acc. with DIN 18216).

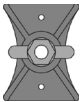


	Description	Length mm	Width mm	Height mm	Weight approx. kg	Part No.
	Tie rod Ø 15 mm capped, galvanised	950			1,4	670950
	Waling plate with wing nut bearing area 140x100 mm, galvanised	100	140		1,4	691700
	Sprint nut galvanised	80	80	60	0,7	680580
	Hexagonal nut 60 with standard tie rod internal thread galvanised	60			0,3	681000
	Hexagonal nut 30 with standard tie rod internal thread galvanised	30			0,1	680900
	NOEtop EinsA Fixlager Support plate on the positioning side of the formwork, use with large panels NOEtop with integrated reinforcement, allows unilateral clamping with Schwupp tension rod Ø 15mm, galvanised	168	120		2,7	680045
	NOE EinsA magnetic bearings Magnetization / grade N35 NiCuNi coating Holding force approx. 35 kg Max. Operating temperature 80 ° C	182	119	133	2,8	680060
	NOEtop EinsA Distance compensation				0,8	680052

Tie rod Ø 20 mm





Not weldable! Observe approval document information! Core Ø 20 mm, external Ø 22.5 mm permissible tensile load 150 kN (in acc. with DIN 18216),

	Description	Length mm	Width mm	Height mm	Weight approx. kg	Part No.
	Tie rod Ø 20 mm	2500			6,4	672509
	galvanised	1750			4,6	671759
		1500			3,8	671509
		1250			3,2	671259
		950			2,4	670959

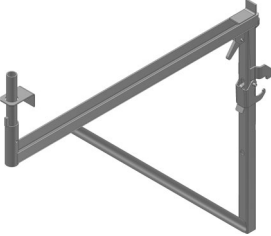
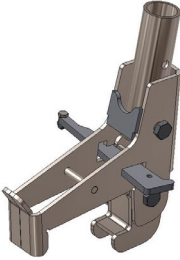



Tie rod nut for tie rods Ø 20 mm

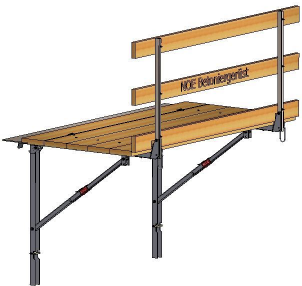





	Description	Length mm	Width mm	Height mm	Weight approx. kg	Part No.
	Waling plate with wing nut galvanised	140	110		1,1	691600
	Tying nut Ø 20 mm Galvanised				0,5	680009
	Waling plate Ø 20 mm P = 160 kN, smooth bearing area, galvanised	150	100		2,2	691519





Watertight tie rod Ø 20 mm

	Description	Length mm	Width mm	Height mm	Weight approx. kg	Part No.
	Coupler nut Ø 20 mm, SW 36, permissible tensile load 160 kN	140			0,7	682220
	Tie cone Ø 20 mm, complete cone 2-part, permissible tensile force 90 kN (in acc. with DIN 18216), minimum wall thickness 300 mm				0,5	686910
	Tie cone Ø 20 mm, steel insert				0,5	686911
	Tie cone conical plastic shell				0,1	686901







NOEtop scaffold






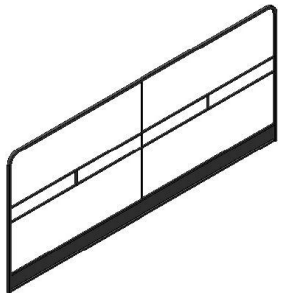
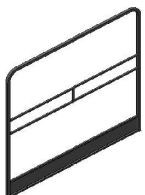
	Description	Length mm	Width mm	Height mm	Weight approx. kg	Part No.
	Top walkway bracket usable with end-on and side-on panels, each Top walkway bracket requires 1 handrail tube (Part No. 111403), without nail core, galvanised		1000		12,4	552204
	Nailing core for walkway brackets made from recycled plastic	1000	40	40	1,4	556004
	NOEtop clamp support handrail tube allows a guard rail to be attached to provide anti-fall protection on the opposite side of the formwork, max. guard rail post inclination 14°, Plug (T.-Nr. 890834), galvanised, is required to attach the guard rail tube				3,1	552214
	Handrail tube 1380 H 1380 mm high, tube Ø 33.7 mm, galvanised			1380	5,0	111403
	Handrail tube 1060 1060 mm high, tube Ø 33.7 mm, galvanised **hire only **			1060	4,0	111400
	LG-W 200 plug 9 mm galvanized				0,1	890834







	Description	Length mm	Width mm	Height mm	Weight approx. kg	Part No.
	Hinged scaffold for suspending from NOE top edge profiles. Suspension from "on-side" top-hat profiles requires 2 suspension heads per concreting scaffold, Part No. 556924. These must be ordered separately. Related side railing: Concreting scaffold end guard rail Part no. 552218 Steel components galvanised, timber components impregnated		2650 1325	1265 1265	173,9 113,4	552210 552211
	Hinged scaffold with hatch for suspending from NOE top edge profiles. Suspension from "on-side" Top-hat profiles require 2 suspension heads per concreting scaffold, Part No. 556924. These must be ordered separately. Related side railing: Concreting scaffold end guard rail Part no. 552218 Steel components galvanised, timber components impregnated	1265	2650		250,3	552212
	Suspension head for hinged concreting scaffold for suspending from the edge profile, fastening requires 3 bolts M 12x90 with 3 safety nuts M 12.				0,8	556926
	Suspension head for hinged concreting scaffold for suspending in the hat profile, fastening requires 3 bolts M 12x90 with safety nuts.				0,4	556924
	Bolt M 12x90 DIN 601 Hire only! For purchase see price list for formwork and scaffold accessories.				0,2	311600
	Safety nut M 12 DIN 985, 8.0, galvanised, packaging unit 200 No.				3,4	373008

	Description	Length mm	Width mm	Height mm	Weight approx. kg	Part No.
	Rubber plate to protect the edge profile of the panels (replacement part for the folding concreting scaffold)	1255 2580			1,4 2,9	556007 556008
	Hexagonal bolt M 8x80 DIN 931, 8.8, galvanised, packaging unit 200 No.				7,1	360078
	Hexagonal nut M 8 DIN 934, 8.0, galvanised, packaging unit 1000 No.				4,7	370016
	Washer shape A 8.4 DIN 125, galvanised, packaging unit 1000 No.				2,1	380018

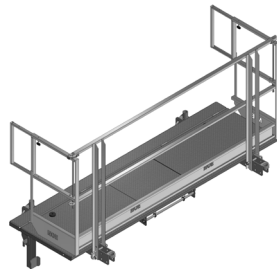





NOEtop scaffold platform with ladder ascent





	Description	Length mm	Width mm	Height mm	Weight approx. kg	Part No.
	NOEtop scaffold platform with hatch	2600 1300	885 885		67,4 47,3	550010 550012
	NOEtop scaffold platform galvanised	2600	885		58,4	550014
	LSS ladder 2800		450	1015	2,7	126764
	incl. Ribbed plugs aluminium		450	1855	4,9	126763
			450	2415	6,3	126762
			450	2695	7,0	126761
			450	2975	7,7	126760
	Ladder support with step for NOEtop and NOEalu L scaffold platforms, steel, galvanised For connection, a hammer-head bolt with handle319338 is required				8,3	550024
	Adapter for attaching handrail tubes to NOEtop scaffold platforms				1,0	550025
	NOEtop S ladder support with step galvanised	850	150	266	9,4	550023
	Handrail tube 1380 H 1380 mm high, tube Ø 33.7 mm, galvanised			1380	5,0	111403
	Handrail tube 1060 1060 mm high, tube Ø 33.7 mm, galvanised **hire only**			1060	4,0	111400

	Description	Length mm	Width mm	Height mm	Weight approx. kg	Part No.
	Guardrail post tube 1600 1600 mm high, for guardrail holder Ø 33.7 mm, galvanised			1600	8,2	111401
	Guard rail tube 1880 GR 3 wedges (Part No. 507012) are required per guard rail tube, galvanised used with CS frame grillage	150	50	1880	8,0	507011
	Guard rail tube 1380 GR 2 wedges (Part No. 507012) are required per guard rail tube, galvanised used with CS frame grillage	150	50	1380	5,8	507010
	Wedge for guard rail tube GR	230	15	52	0,3	507012
	LG-W 200 plug 9 mm galvanized				0,1	890834
	CS frame grillage 2556 used with guard rail tube 1380 GR (Part No. 507010) and guard rail tube 1880 GR (Part No.507011)	2556	25	1150	17,0	507045
	CS frame grillage 1256 used with guard rail tube 1380 GR (Part No. 507010) and guard rail tube 1880 GR (Part No. 507011)	1256	25	1150	9,0	507047

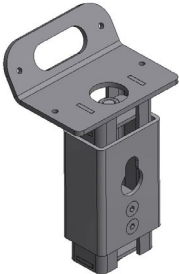


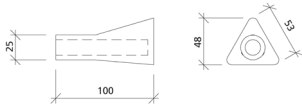



	Description	Length mm	Width mm	Height mm	Weight approx. kg	Part No.
	CS Barrier box capacity max. 40 frame grille, Setting grid box can be dismantled, Stacking height max. 4 pieces,galvanised				97,0	507048
	NOE top end guard rail 1 NOE top adapter end guard rail (Part No.552217), galvanised, are required for attaching to guard rail tube.	850	42	1150	14,5	552216
	Concreting scaffold end guard rail galvanised	1670	105	1130	18,1	552218
	NOE top adapter end guard rail including spring pin, galvanised	130	60	295	1,7	552217
	FORM-CLIP 6X42 (40X40) Two folded plugs are required per end guard rail, galvanised	42			0,0	555960
	Bolting pin for handrail tube for handrail tube 10601380 H, 1380 GR and 1880 GR, 1600 OD 24 mm				0,8	111402

NOEtop S (purchase only)








	Description	Length mm	Width mm	Height mm	Weight approx. kg	Part No.
	NOEtop S working platforms ready for attaching to	2400			183,3	550060
	formwork panel, metal parts	2650			192,8	550061
	galvanised	2000			168,3	550062
		1325			142,7	550063
		1200			138,0	550064
		750			93,3	550066
		600			53,6	550068
	450			48,0	550070	
	NOEtop S front guard rails for use on working platform	2400	85	1325	20,6	550130
	fronts, pre-attached,	2650	85	1325	21,9	550131
	galvanised	2000	85	1325	18,5	550132
		1325	85	1325	14,8	550133
		1200	85	1325	14,2	550134
		750	85	1325	11,8	550136
		600	85	1325	7,1	550138
	450	85	1325	6,3	550140	
	NOEtop S clamping shoe for attaching the NOEtop S working platform to the formwork panel, galvanised	270	145	720	9,5	550143
	LSS ladder 2800		450	1015	2,7	126764
	incl. Ribbed plugs aluminium		450	1855	4,9	126763
			450	2415	6,3	126762
			450	2695	7,0	126761
			450	2975	7,7	126760
	NOEtop S ladder support with step galvanised	850	150	266	9,4	550023
	NOEtop S buffer support for secure support in folded-up state	200	60	315	5,4	550142


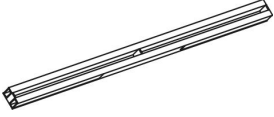


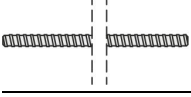



	Description	Length mm	Width mm	Height mm	Weight approx. kg	Part No.
	NOEtop S formwork spindle for aligning formwork	125	60	560	7,8	550144
	NOEtop S compensation platform individual bracket for compensation panel				39,6	550080
	NOEtop S round steel link chain round steel link chain in acc. with DIN 5685 D = 3.5 - 28	470			0,2	555950
	NOEtop S ring bolt M 6 x 40 galvanised				0,0	555940

NOEtop formwork support







	Description	Length mm	Width mm	Height mm	Weight approx. kg	Part No.
	NOEtop formwork support for the support of the NOEtop wall formwork where space is tight. Adjustment range \pm 75 mm, galvanized	200	165	360	9,8	164700
	NOEtop Bolt 76 with tie-rod thread DW 15 mm, Length 105 mm, thread length 76 mm, galvanized	105			0,3	164704
	NOE anchor cap D 15 Polyamide, FMPA approved, for tie rod \varnothing 15 mm Packaging Unit: 50 pieces				3,4	694901
						
	NOE nailing plug D 15 Polyamide Packaging Unit: 50 pieces				0,2	694902
	NOE nailing plate D 15 Polyamide Packaging Unit: 50 pieces				0,4	694903
	NOE plug D 15 Polyamide Packaging Unit: 50 pieces				0,1	694904

NOEtop support bracket


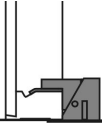


	Description	Length mm	Width mm	Height mm	Weight approx. kg	Part No.
	Bracing			2640	74,0	541024
	bracing offset 32 mm, galvanised			3300	92,0	541025
	Bracing			2640	74,5	541034
	bracing offset 40 mm, galvanised hire only			3300	95,0	541035
	Pin for tying support and head support NOEtop support bracket, galvanised				0,8	541053
	Head support galvanised, connection to the strut requires 1 pin, Part No. 541053 and 1 spring pin Part No. 913305				5,2	541036
	Spring pin Ø 5 mm galvanised				0,0	913305
	Strut	2400-			56,0	541039
	ext. length 2.40-3.70 m, galvanised	3700				
	Strut	2400-			40,0	541044
	ext. length 2.40-2.70 m, galvanised	2700				

	Description	Length mm	Width mm	Height mm	Weight approx. kg	Part No.
	Supporting plate each supporting plate requires: 1 bolt M 16x70 (Part No. 313800) and 1 screw base (Part No. 117240)				4,7	541041
	Bracing U 80 2500 mm long, painted	2500			55,0	543030
	Bolt M 16x70 with nut and washer, galvanised Hire only! For purchase see price list for formwork and scaffold accessories.				0,2	313800
	Screw base for tie-rod Ø 15 mm, hole Ø 17 mm, weldable, permissible. tensile load 70 kN				0,4	117240
	Tie rod Ø 15 mm capped, galvanised	2000			2,8	672000
	Sprint nut galvanised	80	80	60	0,7	680580
	Tying support additionally required: 1 pin, part no. 541053 and 1 Spring pin Ø 5 mm, part no. 913305; galvanized.				6,0	541052
	Strut connection head bearing The strut connection allows to the head bearing of the light support frame. Supports such as NOEprop, ADS and BKS. The supports can be inclined up to 20 ° to the vertical formwork.	190	190	142	3,8	541060

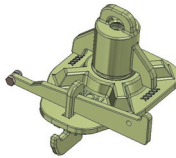

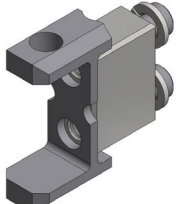




Anchor Ø 15 mm







	Description	Length mm	Width mm	Ø mm	Weight approx. kg	Part No.
	Waved anchor Ø 15 mm	550		15,0	0,9	542007
	Anchor Ø 15 mm	450		15,0	1,1	542005
	Anchor loop Ø 15 mm	340	230	15,0	2,2	542006
	Anchor support for smooth cone packing unit 40 pieces			15,0 20,0 26,5	20,0 20,0 20,0	541991 541992 541993
	Smooth cone Ø 15 mm red Ø 15.0 mm = red Packing unit 40 pieces			15,0	2,8	541994
	Stripping tool smooth cone	25	25		0,3	541998

NOE foundation ties






	Description	Length mm	Width mm	Height mm	Weight approx. kg	Part No.
	Tying claw a method of connecting over the top of the panel if not using the tie rod holes, galvanised				1,4	137500
	Foundation clamp for use with perforated steel strap, galvanised				1,5	137297
	Perforated steel strap permissible tensile load 16 kN supplied in 50-m rolls				24,0	108031
	Dispensing and cutting trolley for efficient cutting and transporting of NOE perforated steel strap. The trolley has a clamping and cutting device for accurately, simply and safely cutting the strap to length.				21,8	108030


Accessories for special tasks

	Description	Length mm	Width mm	Height mm	Weight approx. kg	Part No.
	NOEtop EinsA Fixlager Support plate on the positioning side of the formwork, use with large panels NOEtop with integrated reinforcement, allows unilateral clamping with Schwupp tension rod Ø 15mm, galvanized	168	120		2,7	680045
	NOE EinsA magnetic bearings Magnetization / grade N35 NiCuNi coating Holding force approx. 35 kg Max. Operating temperature 80 ° C	182	119	133	2,8	680060
	NOEtop EinsA Distance compensation				0,8	680052
	Tying plate for integral bracing and attached bracing, galvanized				3,0	164040
	Hammer-head bolt with handle Integrated Sprint nut 330 mm long, clamp length 205 mm, permissible tensile load = 18.8 kN, galvanized	205			1,2	319339
	Hammer-head bolt with handle integrated Sprint nut 230 mm long, clamp length 125 mm, permissible tensile load =18.8 kN, galvanized	125			1,2	319338
	Bolt M 18x160 with nut and 4 washers, galvanized Hire only! For purchase see price list for formwork and scaffold accessories.				0,5	318900

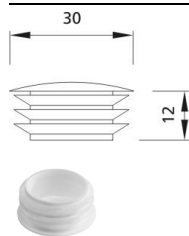

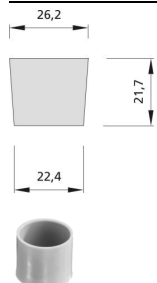
	Description	Length mm	Width mm	Height mm	Weight approx. kg	Part No.
	Bolt M 18x100 With nut and 3 washers, galvanised Hire only! For purchase see price list for formwork and scaffold accessories.				0,4	318801
	NOEtop Connection screw 250 with tie-rod thread DW 15 mm, length 280 mm, thread length 250 mm, galvanised	285			0,5	135019
	Waling plate 80 X 55 mm, 20 mm thick, hole 24 mm, galvanised	80	55		0,6	691500
	Tilt restraint for tie rod purchase only				0,3	919036
	NOEstep for easier use of the formwork, step surface 300x335 mm, max. fitting height 1000 mm above ground, max. load 100 kg, galvanised purchase only				5,5	137570
	NOEtop stop-end support for Ø 15 mm tie rods, galvanised				0,7	164032

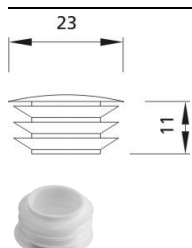
Transport aids

	Description	Length mm	Width mm	Height mm	Weight approx. kg	Part No.
	Crane hook for NOEtop profile, with suspension chain, load 2000 kg for vertical tension, for use see operating instructions, galvanised				6,4	135905
	NOE transport hanger for NOEtop load 2000 kg				12,8	922910
	Quadruple sling ropes L = 4000 mm, P = 15 kN/strand				12,0	922900
	Lifting pin with trap. Moving single panels requires 4 lifting pins, P = 5 kN, galvanised				0,7	136808
	Anti-slip mat plastic recycles	120	120	6	0,1	990152
	Plastic storage washer II for non-displaceable stacking and storage of NOEtop/NOE Top 2000 panels				0,0	919070
	NOEbox 1180 X 780 mm, for transporting small items, galvanised	800	1180	780	78,0	697598

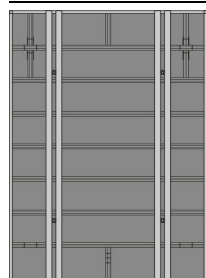
	Description	Length mm	Width mm	Height mm	Weight approx. kg	Part No.
	NOEcase 1200 x 800 mm Crane-type mesh box for transporting parts Load capacity: 1000 kg Load: 6000 kg Number of storage containers in the stack: max. 6 pieces galvanized	800	1200	1016	85,4	697591

NOE Plugs





	Description	Ø mm	Length mm	Height mm	Weight approx. kg	Part No.
	PVC plastic plugs SFL 30 for hole Ø 26 mm, to seal tie rod holes in NOEtop, NOE Top 2000 panels, NOE circular formwork panels, domed head, Ø 30 mm, colour white, packaging unit 250 No.	30,0		12	0,6	693409
	PVC plastic plugs SFL 30 with NOE-logo for hole Ø 26 mm, to seal tie rod holes in NOEtop, NOE Top 2000 panels, NOE circular formwork panels, domed head, Ø 30 mm, colour white, with NOE-logo packaging unit 250 No.	30,0			0,6	693515
	PVC plastic plugs ST 26 for hole Ø 26 mm, to seal tie rod holes in external corner panels of NOEtop and NOE Top Alu, conical, without head, colour light grey, packaging unit 60 No.	26,0		21,7	0,3	693620

	Description	Ø mm	Length mm	Height mm	Weight approx. kg	Part No.
	<p>PVC plastic plugs SFL 23 for hole Ø 20 mm, to seal tie rod holes in NOEtop 60, NOE SL 2000 (panel height 1500 and 750 mm, upper row of holes), NOE Alu 2000, NOEtop Alu, NOEalu L (only for panels Part No. beginning with 4022.., 4023..), with slats, domed head, Ø 23 mm, colour white packaging unit 250 No.</p>	23,0		11	0,3	693900







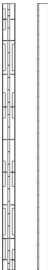
NOEalu XL panels, with NOEform facing

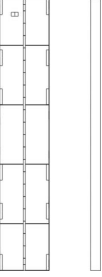
	Description	Width mm	Height mm	Surface m ²	Weight approx. kg	Part No.
	NOEalu XLS panels with 15 mm NOEform facing	2000	2750	5,50	174,6	402443

NOEalu L panels, with NOEform facing

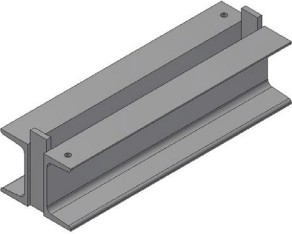


	Description	Width mm	Height mm	Surface m ²	Weight approx. kg	Part No.
	NOEalu L panels 2750 mm high	900	2750	2,48	54,2	402400
		750	2750	2,06	47,1	402402
	with 15 mm NOEform facing	600	2750	1,65	40,0	402403
		550	2750	1,51	37,6	402404
		500	2750	1,38	35,2	402406
		450	2750	1,24	32,8	402408
		400	2750	1,10	30,5	402410
	300	2750	0,83	25,7	402412	
	NOEalu L panels 1500 mm high	900	1500	1,35	31,8	402420
		600	1500	0,90	23,3	402421
	with 15 mm NOEform facing	750	1500	1,13	27,6	402422
		550	1500	0,82	21,7	402423
		500	1500	0,75	20,5	402424
		450	1500	0,68	19,1	402426
		400	1500	0,60	17,7	402428
	300	1500	0,45	14,8	402430	
	NOEalu L panels 1250 mm high with 15 mm NOEform facing	900	1250	1,13	27,5	402436
	NOEalu L panels 900 mm high **purchase only**	900	900	0,81	20,1	402450
		750	900	0,67	17,3	402452
	with 15 mm NOEform facing,	600	900	0,54	14,7	402454
		550	900	0,49	13,8	402456
		500	900	0,45	12,9	402458
		450	900	0,40	12,0	402460
		400	900	0,36	11,1	402462
	300	900	0,27	9,4	402464	

NOEalu L corner solutions, with NOEform facing




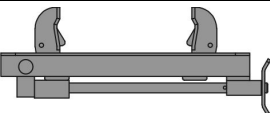

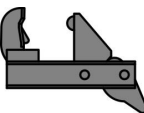
	Description	Width mm	Height mm	Surface m ²	Weight approx. kg	Part No.
	NOEalu L external corner	900	2750	2,48	53,8	402418
	panel	900	1500	1,35	31,7	402434
	for forming external corner and props up to 700x700 mm, with 15 mm NOEform facing (900) = purchase only	900	(900)	0,81	20,7	402470
	NOEalu L Wedge bracer galvanised				1,7	402530
	NOEtop Connection screw 250 with tie-rod thread DW 15 mm, length 280 mm, thread length 250 mm, galvanised				0,5	135019
	Waling plate with wing nut bearing area 140x100 mm, galvanised	140			1,4	691700
	NOEalu L External corner	100	2750		14,6	402666
	for clamping to NOEalu L	100	1500		7,5	402664
	panels, 100 mm deep, aluminium (900) = purchase only	100	(900)		5,0	402662
	NOEalu L internal corner	300	2750	1,65	41,6	402416
	Aluminium, lined with 15 mm NOEform	300	1500	0,90	23,7	402432
	(900) = purchase only	300	(900)	0,54	15,5	402468
	NOEalu L External corner	130	2750	0,72	38,4	106421
	hinge	130	1500	0,39	24,7	106420
	60-150°, steel, painted *purchase only	130	900	0,12	15,2	106419

Description	Width mm	Height mm	Surface m ²	Weight approx. kg	Part No.
 NOEalu L Internal corner hinge 60-150°, steel, painted *purchase only	250	2750	1,38	65,8	106416
	250	1500	0,75	39,8	106415
	250	900	0,45	26,5	106413







Longitudinal compensation



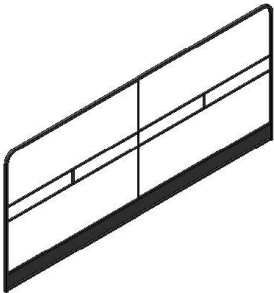
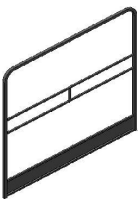
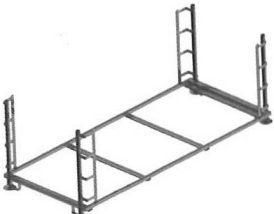

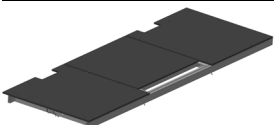

Description	Width mm	Height mm	Surface m ²	Weight approx. kg	Part No.
 Compensation channel 410 mm long, galvanised				9,4	135109
 Extension channel 1000 mm long, GR 35, for aligning formwork at compensation panels and timber compensation pieces, galvanised				15,5	135208
 Alignment channel 1425 mm long, galvanised				21,5	135210




NOEalu L Clamps

	Description	Length mm	Width mm	Height mm	Weight approx. kg	Part No.
	NOE Alulock for infinitely adjustable compensation piece up to 100 mm as well as horizontal and vertical panel connection, permissible tensile load 10 kN				3,4	402512
	NOEalu L Crane hook For NOEalu L profile, with suspension chain, load 1000 kg for vertical tension, for use see operating instructions, galvanised	130	153	415	4,1	402621
	NOEalu L Crane hook Hire only!	130	153	220	3,8	402620
	Adjustable wedge clamp for infinitely adjustable compensation piece up to 250 mm, galvanised, for hire only, not for purchase				4,4	106445
	NOEalu L / NOEtop R 275 adapter clamp For connecting NOEalu L formwork with NOEtop R 275 circular formwork compensation up to 40 mm				5,0	402527
	Adjustment clamp NOEtop / NOEalu L for connecting NOEalu L / NOEtop panels, galvanised				4,3	402526


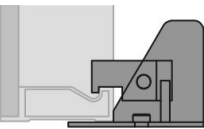


Concreting scaffold

	Description	Length mm	Width mm	Height mm	Weight approx. kg	Part No.
	NOEalu L walkway bracket Used as formwork scaffold for hanging off panels, max. stair width 750 mm, each walkway bracket requires 1 guard rail tube, Part No. 111400, without nail core, galvanised		750		13,6	552202
	Light walkway bracket Used as formwork scaffold for hanging off panels, max. stair width 750 mm, nailing strip, galvanised Hire only		750		8,7	552207
	Nailing core for walkway brackets made from recycled plastic	750	40	40	1,0	556003
	NOEalu L overfall guard galvanised for handrail tube 1600 (part no. 111401)				4,0	553212
	Handrail tube 1380 H 1380 mm high, tube Ø 33.7 mm, galvanised			1380	5,0	111403
	Handrail tube 1060 1060 mm high, tube Ø 33.7 mm, galvanised **hire only**			1060	4,0	111400
	Guard rail tube 1380 GR 2 wedges (Part No. 507012) are required per guard rail tube, galvanised used with CS frame grillage	150	50	1380	5,8	507010

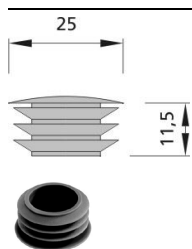
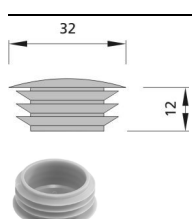
	Description	Length mm	Width mm	Height mm	Weight approx. kg	Part No.
	Guardrail post tube 1600 1600 mm high, for guardrail holder Ø 33.7 mm, galvanised			1600	8,2	111401
	Wedge for guard rail tube GR	230	15	52	0,3	507012
	CS frame grillage 2556 used with guard rail tube 1380 GR (Part No. 507010) and guard rail tube 1880 GR (Part No.507011)	2556	25	1150	17,0	507045
	CS frame grillage 1256 used with guard rail tube 1380 GR (Part No. 507010) and guard rail tube 1880 GR (Part No. 507011)	1256	25	1150	9,0	507047
	CS Barrier box capacity max. 40 frame grille, Setting grid box can be dismantled, Stacking height max. 4 pieces,galvanised				97,0	507048
	LG-W 200 plug 9 mm galvanized				0,1	890834
	NOEalu L Aluminium platform with hatch for laying on walkway bracket, antislip embossed plywood, aluminum frame for Alu XLS panels in conjunction with 2x walkway bracket 552202	2000	650		6,3	402710
	LSS ladder 2800		450	1015	2,7	126764
	incl. Ribbed plugs aluminium		450	1855	4,9	126763
			450	2415	6,3	126762
			450	2695	7,0	126761
			450	2975	7,7	126760

	Description	Length mm	Width mm	Height mm	Weight approx. kg	Part No.
	Ladder support with step for NOEtop and NOEalu L scaffold platforms, steel, galvanised For connection, a hammer-head bolt with handle319338 is required				8,3	550024
	NOEalu L end guard rail galvanised	850	42	1250	12,7	553213
	FORM-CLIP 6X42 (40X40) Two folded plugs are required per end guard rail, galvanised	42			0,0	555960

Accessories for special tasks

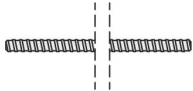
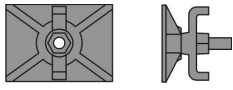


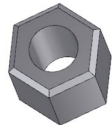


	Description	Length mm	Width mm	Height mm	Weight approx. kg	Part No.
	NOEalu L Tying claw galvanised				0,5	402540
	NOEalu L Foundation clamp for use with perforated steel strap, galvanised				1,1	402500
	Perforated steel strap permissible tensile load 16 kN supplied in 50-m rolls				24,0	108031
	Dispensing and cutting trolley for efficient cutting and transporting of NOE perforated steel strap. The trolley has a clamping and cutting device for accurately, simply and safely cutting the strap to length.				21,8	108030

NOE Plugs



	Description	Ø mm	Length mm	Height mm	Weight approx. kg	Part No.
	<p>PVC plastic plugs SFL 25 for hole Ø 22 mm, to seal tie rod holes in NOElight, NOE SL, NOE SL 2000, NOEalu L (only for panels Part No. beginning with 4024..), and holes in external corner panels of NOE Top 2000, NOEtop 2000 light and NOE SL 2000, colour grey, packaging unit 250 No.</p>	25,0		11,5	0,5	693500
	<p>PVC plastic plugs SFL 32 for hole Ø 28 mm, to seal tie rod holes in external corner panels of NOElight, NOEalu L and NOE Alu 2000, with fins, domed head, colour corn-yellow, packaging unit 250 No.</p>	32,0		12	0,8	693408

Tie rod Ø 15 mm





Rods, core Ø 15 mm, external Ø 17 mm, permissible tensile load 90 kN (in acc. with DIN 18216).

	Description	Length mm	Width mm	Height mm	Weight approx. kg	Part No.
	Tie rod Ø 15 mm capped, galvanised	950			1,4	670950
	Waling plate with wing nut bearing area 140x100 mm, galvanised	100	140		1,4	691700
	Sprint nut galvanised	80	80	60	0,7	680580
	Hexagonal nut 60 with standard tie rod internal thread galvanised	60			0,3	681000
	Hexagonal nut 30 with standard tie rod internal thread galvanised	30			0,1	680900
	Waterstop Ø 65 mm, permissible tensile force 90 kN Each waterstop requires 2 waterstop connection couplers, Part No. 682203	112			0,6	682202
	Waterstop coupler 2 pieces are required per waterstop coupler material PE				0,0	682203




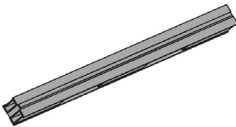

Transport aids

	Description	Length mm	Width mm	Height mm	Weight approx. kg	Part No.
	NOEbox 1180 X 780 mm, for transporting small items, galvanised	800	1180	780	78,0	697598
	NOEcase 1200 x 800 mm Crane-type mesh box for transporting parts Load capacity: 1000 kg Load: 6000 kg Number of storage containers in the stack: max. 6 pieces galvanised	800	1200	1016	85,4	697591


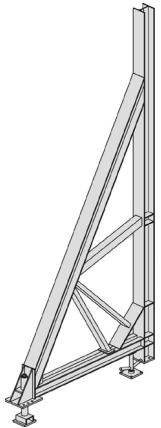
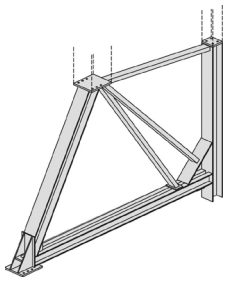
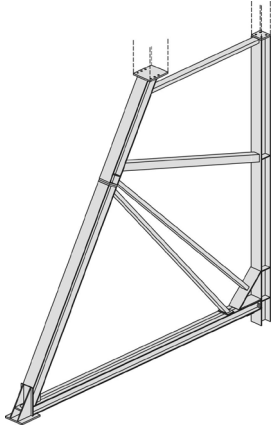

NOE HBF support bracket


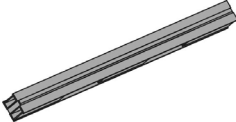
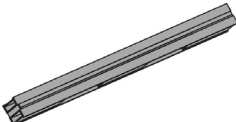
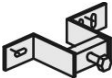




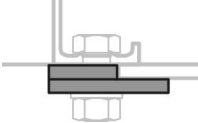
	Description	Length mm	Width mm	Height mm	Weight approx. kg	Part No.
	NOE HBF end piece galvanised			1500	74,9	540905
	NOE HBF standard galvanised			3950	466,3	540900
	NOE HBF extension 1 galvanised			2105	370,6	540910
	NOE HBF extension 2 galvanised			2095	480,8	540915


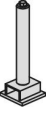

NOE HBF accessories

	Description	Length mm	Width mm	Height mm	Weight approx. kg	Part No.
	NOE HBF spindle front spindle travel 110-305 mm, galvanised 1 NOE HBF connection bolt (Part No. 540928) is required				13,1	540920
	NOE HBF spindle rear spindle travel 105-275 mm, galvanised				30,9	540922
	NOE HBF connection bolt Ø 45 mm, for each strut, end piece and extension one bolt is required, galvanised				0,4	540928
	NOE support bracket bracing 2250 2250 mm, galvanised	2500			137,4	541029
	Hammer-head bolt 380 mm long, clamp length 320 mm, permissible tensile load 18.8 kN, galvanised	380			0,6	319315


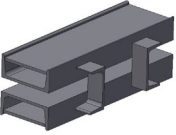



NOE support bracket heavy-duty

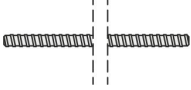



	Description	Length mm	Width mm	Height mm	Weight approx. kg	Part No.
	Support bracket extension 2 bolts with nut and washer M 16x50 8.8 (Part No. 313500) are required for assembly, painted			500	21,6	541020
	Support bracket incl. spindles, painted			3650	282,0	541000
	Support bracket extension without spindles, spindles from the support bracket, Part No. 541000, can be used, 10 bolts with nut and washer M 16x50 8.8 (Part No. 313500) are required for assembly, painted			1600	211,4	541010
	Support bracket extension large 2-part, without spindle, spindles from the support bracket, Part No. 541000) can be used. The following items are required for assembly: 22 bolts with nut and washer M 16x50 8.8 (Part No. 313500) and 6 conical washers M 16 (Part No. 389011), painted.			3180	391,4	541011
	Support for walkway bracket galvanised				4,4	543060

	Description	Length mm	Width mm	Height mm	Weight approx. kg	Part No.
	Bolt M 16x50 8.8 with nut and washer, galvanised Hire only! For purchase see price list for formwork and scaffold accessories.				0,1	313500
	NOE support bracket bracing 2250 2250 mm, galvanised	2500			137,4	541029
	bracing U 160 galvanized Hire only	2250			107,0	541030
	Connection bow for fastening of NOEtop panels fastened to the hat profile by hammer- head bolt with handle (Part No. 319338), fastened to the Z profile with bolt M 16x30 (Part No. 313200) and washer (Part No. 314600), painted				3,8	541033
	Hammer-head bolt with handle integrated Sprint nut 230 mm long, clamp length 125 mm, permissible tensile load =18.8 kN, galvanised	125			1,2	319338
 	Bolt M 16x30 with nut and washer, galvanised Hire only! For purchase see price list for formwork and scaffold accessories.				0,1	313200
	Spacer washer for M 16 Ø 56 mm, hole Ø 17, mm, 5 mm thick, DIN 440, galvanised Hire only! For purchase see price list for formwork and scaffold accessories.				0,0	314600
	Clamp plate for fastening NOE Combi 20 girder, 1 bolt M 16x40 (Part No. 313400) with nut and washer, galvanised, is required				0,4	541190
	wedge disk M16 DIN 435 galvanized					389011






	Description	Length mm	Width mm	Height mm	Weight approx. kg	Part No.
	Bolt M 16x40 with nut and washer, galvanised Hire only! For purchase see price list for formwork and scaffold accessories.				0,1	313400
	Spindle Tr 60/9 single, painted	150	150	480	14,0	541050
	Spindle M 36 single, painted	150	150	295	6,0	541040

Internal corner construction

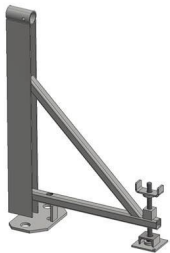

	Description	Length mm	Width mm	Height mm	Weight approx. kg	Part No.
	Corner bracing painted	606	606		29,1	541031
	Bracing galvanized	500			34,6	541032
	Compensation channel 410 mm long, galvanised	410			9,4	135109
	Screw base for tie-rod Ø 15 mm, hole Ø 17 mm, weldable, permissible. tensile load 70 kN				0,4	117240
	Bolt M 16x70 with nut and washer, galvanised Hire only! For purchase see price list for formwork and scaffold accessories.				0,2	313800

	Description	Length mm	Width mm	Height mm	Weight approx. kg	Part No.
	Tie rod Ø 15 mm capped, galvanised	300			0,4	670300
	Hammer-head bolt with handle Integrated Sprint nut 330 mm long, clamp length 205 mm, permissible tensile load = 18.8 kN, galvanised	205			1,2	319339
	Hammer-head bolt 380 mm long, clamp length 320 mm, permissible tensile load 18.8 kN, galvanised	380			0,6	319315
	Sprint nut galvanised	80	80	60	0,7	680580






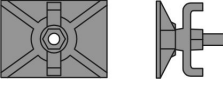
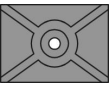
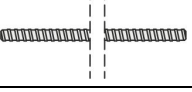





NOEtop support bracket

	Description	Length mm	Width mm	Height mm	Weight approx. kg	Part No.
	Bracing			2640	74,0	541024
	bracing offset 32 mm, galvanised			3300	92,0	541025
	Bracing			2640	74,5	541034
	bracing offset 40 mm, galvanised hire only			3300	95,0	541035
	Head support galvanised, connection to the strut requires 1 pin, Part No. 541053 and 1 spring pin Part No. 913305				5,2	541036
	Strut	2400-			56,0	541039
	ext. length 2.40-3.70 m, galvanised	3700				
	Strut	2400-			40,0	541044
	ext. length 2.40-2.70 m, galvanised	2700				

	Description	Length mm	Width mm	Height mm	Weight approx. kg	Part No.
	Supporting plate each supporting plate requires: 1 bolt M 16x70 (Part No. 313800) and 1 screw base (Part No. 117240)				4,7	541041
	Bracing U 80 2500 mm long, painted	2500			55,0	543030
	Bolt M 16x70 with nut and washer, galvanised Hire only! For purchase see price list for formwork and scaffold accessories.				0,2	313800
	Screw base for tie-rod Ø 15 mm, hole Ø 17 mm, weldable, permissible. tensile load 70 kN				0,4	117240
	Tie rod Ø 15 mm capped, galvanised	2000			2,8	672000
	Sprint nut galvanised	80	80	60	0,7	680580
	Tying support additionally required: 1 pin, part no. 541053 and 1 Spring pin Ø 5 mm, part no. 913305; galvanized.				6,0	541052
	Pin for tying support and head support NOEtop support bracket, galvanised				0,8	541053
	Spring pin Ø 5 mm galvanised				0,0	913305









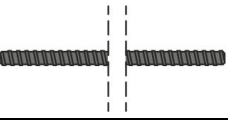

	Description	Length mm	Width mm	Height mm	Weight approx. kg	Part No.
	Shelf bracket 68cm assembled with foot sprint	510	200	686	9,0	028068
	Double headed earth nail 25 x 400 mm	476	50	50	2,0	028069

Anchor Ø 15 mm











	Description	Length mm	Width mm	Ø mm	Weight approx. kg	Part No.
	Anchoring support packing unit 50 pieces			15,0	20,0	542011
	Anchor support for smooth cone packing unit 40 pieces			15,0	20,0	541991
	Smooth cone Ø 15 mm red Ø 15.0 mm = red Packing unit 40 pieces			15,0	2,8	541994
	Stripping tool smooth cone	25	25		0,3	541998
	Sprint nut galvanised	80	80		0,7	680580
	Waling plate with wing nut bearing area 140x100 mm, galvanised	100	140		1,4	691700
	Waling plate pressed, hole Ø 20 mm, galvanised	100	140		0,9	691800
	Tie rod Ø 15 mm capped, galvanised	950		15,0	1,4	670950
	Tie rod coupler nut Ø 15 mm A/F size 30, permissible tensile force 90 kN, galvanised	105			0,5	684000
	Waved anchor Ø 15 mm	550		15,0	0,9	542007
	Anchor Ø 15 mm	450		15,0	1,1	542005
	Anchor loop Ø 15 mm	340	230	15,0	2,2	542006
	Rock bolt Ø 15 for subsequent set of anchorages in concrete			15,0	0,4	541092

Anchor Ø 20 mm





Permissible load 160 kN

	Description	Length mm	Width mm	Ø mm	Weight approx. kg	Part No.
	Anchoring support packing unit 40 pieces			20,0	16,0	542012
	Anchor support for smooth cone packing unit 40 pieces			20,0	20,0	541992
	Smooth cone Ø 20 mm yellow Ø 20,0 mm = yellow Packing unit 40 pieces			20,0	2,8	541995
	Stripping tool smooth cone	25	25		0,3	541998
	Tying nut Ø 20 mm Galvanised				0,5	680009
	Waling plate Ø 20 mm P = 160 kN, smooth bearing area, galvanised	150	100		2,2	691519
	Waling plate with wing nut galvanised	140	110		1,1	691600
	Coupler nut Ø 20 mm, SW 36, permissible tensile load 160 kN	140			0,7	682220
	Tie rod Ø 20 mm galvanised	950		20,0	2,4	670959
	Waved anchor Ø 20 mm	700		20,0	2,0	542008

Anchor Ø 26.5 mm

	Description	Length mm	Width mm	Height mm	Weight approx. kg	Part No.
	Anchoring support packing unit 40 pieces				16,0	542013
	Anchor support for smooth cone packing unit 40 pieces				20,0	541993
	Smooth cone Ø 26.5 mm white Ø 26.5 mm = white Packing unit 40 pieces				2,8	541996
	Stripping tool smooth cone	25	25	400	0,3	541998
	Tie rod Ø 26.5 mm galvanised	950			4,3	660951
	Waved anchor Ø 26.5 mm 220 kN/rod end, galvanised	800			3,6	542009
	Anchor loop Ø 26.5 mm 280 kN/rod end, galvanised	800			8,7	542010
	Tie rod coupler nut Ø 26.5 mm with tie rod thread, SW 46, load 300 kN, galvanised	150			1,4	682230
	Tying nut Ø 26.5 mm load 260 kN, galvanised				0,9	680010
	Waling plate bearing area 150x150 mm, hole Ø 32 mm, load 300 kN	150	150	35	5,7	691510

Associated products

	Description	Length mm	Width mm	Height mm	Weight approx. kg	Part No.
	Coupler 48/48 EN 74-1, swivelling, galvanized				1,3	510300
	Coupler 48/48 rigid EN 74-1, rigid, galvanized				1,3	510310
	Bolted coupler 48/M 16 EN 74-2, galvanized				0,8	514200
	Scaffold tube	6000			30,4	506000
	48.3 X 3.25 mm, DIN EN 39, galvanised	5500			24,2	505500
		5000			22,0	505000
		4500			19,8	504500
		4000			17,6	504000
		3500			15,4	503500
		3000			13,2	503000
		2500			11,0	502500
	2000			8,8	502000	
	1500			6,6	501500	
	1000			4,4	501000	






NOE stabilizers and push-pull braces






Stabilizers and push-pull braces are supplied as in parts and must be assembled by the customer on site. Before returning the stabilizers and push-pull braces must be dismantled. On request - and for a supplementary charge - the stabilizers and push-pull braces can be supplied ready assembled and disassembled after returning.

Description	Length mm	Width mm	Height mm	Weight approx. kg	Part No.
-------------	--------------	-------------	--------------	----------------------	----------

Stabilizers and push-pull braces NOEtop







Individual parts

Description	Length mm	Width mm	Height mm	Weight approx. kg	Part No.
 NOEtop stabilizer connector galvanised				3,0	697032
 Hinge Ø 60 mm for fastening to the formwork, each panel requires a hammer-head bolt with handle.				0,8	697012
 Push/pull brace Push/pull 2.77-5.00 m ext. length 2770-5000 mm load: 29.5-6.1 kN	2770-5000			25,7	697028
 Push/pull brace Push/pull 2.10-3.65 m ext. length 2100-3650 load: 19.7-6.3 kN	2100-3650			19,1	697027
 Push/pull brace Push/pull 1.00-1.51 m ext. length 1000-1510 mm load: 19.7 KN	1000-1510			9,4	697026

	Description	Length mm	Width mm	Height mm	Weight approx. kg	Part No.
	Supporting plate for push/pull brace/raking props/stabilizers				3,8	697014
	Bottom bearing stabilizer AB 300 galvanised				4,6	557246
	L-pin Ø 16 yellow passivated galvanized				0,3	697010
	Spring pin Ø 4 mm galvanised				0,0	913304
	Hammer-head bolt with handle integrated Sprint nut 230 mm long, clamp length 125 mm, permissible tensile load =18.8 kN, galvanised	125			1,2	319338








Stabilizer NOEalu L

Individual parts







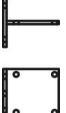


	Description	Length mm	Width mm	Height mm	Weight approx. kg	Part No.
	Hinge Ø 60 mm for fastening to the formwork, each panel requires a hammer-head bolt with handle.				0,8	697012
	Prop push/pull 1.75-3.10 m Load capacity: 15-8 KN, galvanised	1750- 3100			17,2	697044
	Prop push/pull 1.00-1.20 m ext. length 1000-1200 mm, Load capacity: 15 KN galvanised	1000- 1200			8,4	697045
	Supporting plate for push/pull brace/raking props/stabilizers				3,8	697014
	L-pin Ø 16 yellow passivated galvanized				0,3	697010
	Spring pin Ø 4 mm galvanised				0,0	913304



RSK stabilizers

Individual parts







	Description	Length mm	Width mm	Height mm	Weight approx. kg	Part No.
	NOEtop stabilizer connector galvanised				3,0	697032
	Hinge Ø 60 mm for fastening to the formwork, each panel requires a hammer-head bolt with handle.				0,8	697012
	Strut RSK 8 ext. length 6.20-7.60 m, load: 38-21.2 kN				69,0	697146
	Strut RSK 6 ext. length 4.60-6.00 m, load: 24.6-12.8 kN				35,0	697145
	Supporting plate for push/pull brace/raking props/stabilizers				3,8	697014
	L-pin Ø 16 yellow passivated galvanized				0,3	697010
	Spring pin Ø 4 mm galvanised				0,0	913304

BKS supports

	Description	Length mm	Width mm	Height mm	Weight approx. kg	Part No.
	Spindle ext. length 1150-1850 mm, incl. foot element (for fastening 4 No. M16x70 Part No. 313800)			1150- 1850	50,0	697130
	intermediate piece 600 per butt joint 4 No. bolts M 16x70 (Part No. 313800)			600	27,7	697136
	Spacer block 2400 per butt joint 4 No. bolts M 16x70 (Part No. 313800)			2400	49,4	697138
	Spacer block 3700 per butt joint 4 No. bolts M 16x70 (Part No. 313800)			3700	71,3	697140
	Head plates hinge end joint for fastening 4 No. M 16x70 (Part No. 313800)			175	10,4	697132
	Combi 20 hinge end joint fastening to the panel requires 2 hammer-head bolts Part No. 319338, painted				19,0	540210
	Coupler piece for BKS stabilizer purchase only				6,3	697134
	Bolt M 16x70 with nut and washer, galvanised Hire only! For purchase see price list for formwork and scaffold accessories.				0,2	313800
	Hammer-head bolt with handle integrated Sprint nut 230 mm long, clamp length 125 mm, permissible tensile load =18.8 kN, galvanised	125			1,2	319338

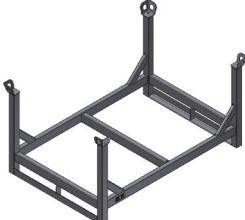
	Description	Length mm	Width mm	Height mm	Weight approx. kg	Part No.
	Strut connection head bearing The strut connection allows to the head bearing of the light support frame. Supports such as NOEprop, ADS and BKS. The supports can be inclined up to 20 ° to the vertical formwork.	190	190	142	3,8	541060
	Head support galvanised, connection to the strut requires 1 pin, Part No. 541053 and 1 spring pin Part No. 913305				5,2	541036

NOE alignment prop

	Description	Length mm	Width mm	Height mm	Weight approx. kg	Part No.
	NOEtop stabilizer connector galvanised				3,0	697032
	Hinge Ø 60 mm for fastening to the formwork, each panel requires a hammer-head bolt with handle.				0,8	697012
	Raking prop 6.40-10.30 m ext. length 6400-10300 mm load: 30-13.5 kN galvanised	6400-10300			102,0	697036
	Supporting plate for push/pull brace/raking props/stabilizers				3,8	697014
	L-pin Ø 16 yellow passivated galvanized				0,3	697010
	Spring pin Ø 4 mm galvanised				0,0	913304




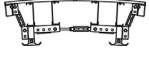
Stabilizers and push-pull braces

Accessories

	Description	Length mm	Width mm	Height mm	Weight approx. kg	Part No.
	Pallet for deck props load 1750 kg, galvanised	835	1520	1020	64,0	697599



NOEtop R 275 circular formwork

Completely assembled out of galvanised steel parts, with NOEform facing fitted. Radii infinitely adjustable, from 2750 mm. Initial radius set at factory. The radius set at the factory must be checked by site staff and readjusted if necessary. A wooden template for the internal or external radius is required for this.


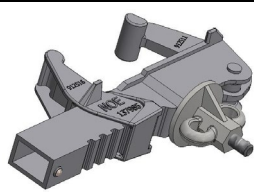



	Description	Width mm	Height mm	Surface m ²	Weight approx. kg	Part No.
	External unit	2500	3000	7,50	545,6	351000
	With 21 mm NOEform facing,	2500	1500	3,75	341,8	351010
	smallest adjustable radius 4000 mm	2500	750	1,88	220,8	351020
	External unit	1270	3000	3,81	335,1	351030
	With 18 mm NOEform facing	1270	1500	1,91	209,6	351040
		1270	750	0,95	115,7	351050
	Internal unit	2380	3000	7,14	542,0	351100
	with 21 mm NOEform facing;	2380	1500	3,57	339,4	351110
	smallest adjustable radius 4000 mm	2380	750	1,79	219,6	351120
	Internal unit	1230	3000	3,69	334,1	351130
	With 18 mm NOEform facing	1230	1500	1,85	209,2	351140
		1230	750	0,92	115,5	351150

Wooden template






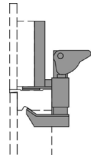
purchase only

	Description	Length mm	Width mm	Surface m ²	Weight approx. kg	Part No.
	Wooden template for external radius With NOEtop R 275 and NOE R 250, please inform us of the radius when ordering.				7,0	352221
	Wooden gauge for internal radius With NOEtop R 275 and NOE R 250, please inform us of the radius when ordering.				7,0	352220




NOEtop clamps

	Description	Length mm	Width mm	Height mm	Weight approx. kg	Part No.
	NOE Toplock for panel connections and longitudinal compensations up to 42 mm, permissible tensile load 15 kN, galvanised				3,7	137976
	Top Adjustable lock for infinitely adjustable compensation piece 0-135 mm, permissible tensile load 20 kN, galvanised, hire only				5,2	137985
	Adapter NOE Toplock for connection of NOE R 110 and NOEtop R 275 panels, length adjustment up to 42 mm, galvanised				4,4	137978
	NOE Toplock adapter NOEtop R 275 / NOE R 250 clamps to connect NOEtop R 275 and NOE R 250 circular formwork				4,4	137977
	NOEalu L / NOEtop R 275 adapter clamp For connecting NOEalu L formwork with NOEtop R 275 circular formwork compensation up to 40 mm				5,0	402527

NOEtop R 275 extensions


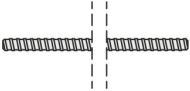

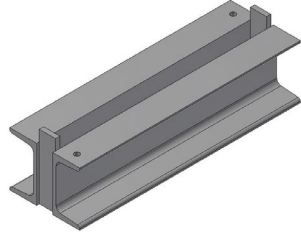
	Description	Length mm	Width mm	Height mm	Weight approx. kg	Part No.
	NOEtop R 275 extension clamp For NOEtop R 275 circular formwork galvanised				10,5	352210
 	NOEtop R 275 extension bar For extensions up to 250 mm requires 2 bolts M 16x30 (Part No. 313200)				3,2	352212
 	Bolt M 16x30 with nut and washer, galvanised Hire only! For purchase see price list for formwork and scaffold accessories.				0,1	313200
	Extension clamp for on-site extensions using formwork boards up to max. 200 mm, galvanised Can not be used with crane hook. Instead use 2x ring bolts M 16 (821110), 2x safety nuts M 16 (373013) and spacer washer for M 16 (314600).				3,2	137850

Stop-end form

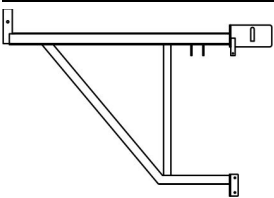



	Description	Length mm	Width mm	Height mm	Weight approx. kg	Part No.
	Stop-end support with fastening screw and screw base, each stop-end support requires 1 tie rod and 1 waling plate with wing nut				1,9	350390
	Alignment channel 1425 mm long, galvanised	1425			21,5	135210
	Spreader bar galvanised	750			23,0	350330


Tie rod Ø 15 mm

Rods, core Ø 15 mm, external Ø 17 mm, permissible tensile load 90 kN (in acc. with DIN 18216).

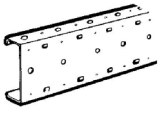
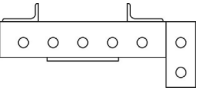
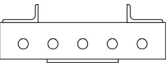
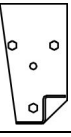
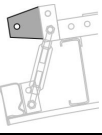





	Description	Length mm	Width mm	Height mm	Weight approx. kg	Part No.
	Waling plate with wing nut bearing area 140x100 mm, galvanised	100	140		1,4	691700
	Tie rod Ø 15 mm capped, galvanised	1500 300			2,1 0,4	671500 670300
	Sprint nut galvanised	80	80	60	0,7	680580
	Compensation channel 410 mm long, galvanised	410			9,4	135109

Scaffold




	Description	Length mm	Width mm	Height mm	Weight approx. kg	Part No.
	Ratio concreting brackets 100 for fastening to NOEtop R 275, NOE R 250 and NOE R 110 circular formwork, stair width 1000 mm, with nailing strip, incl. pin and spring pin, galvanised				15,8	028100
	Handrail tube 1380 H 1380 mm high, tube Ø 33.7 mm, galvanised			1380	5,0	111403
	Handrail tube 1060 1060 mm high, tube Ø 33.7 mm, galvanised **hire only **			1060	4,0	111400
	LG-W 200 plug 9 mm galvanised				0,1	890834

	Description	Length mm	Width mm	Height mm	Weight approx. kg	Part No.
	<p>NOEtop R Klemmhalter allows the attachment of a railing to protect against falling on the opposite side of the formwork, max. railing inclination 14 °, for fixing the railing a fall plug (part-no. 890834) is required, for NOEtop R and NOEtop R275, galvanized</p>				3,5	552215

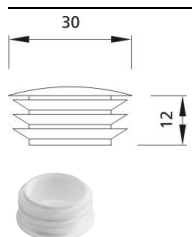

Components for circular formwork

	Description	Length mm	Width mm	Height mm	Weight approx. kg	Part No.
	NOE Combi 20 girder	2975			29,8	742975
	200x60x4 mm, intermediate	1475			14,9	741475
	dimensions priced as next-longest length, longer lengths on request, galvanised	725			7,3	740725
	Cross waler for external formwork for NOEtop R 275 and NOE R 250, fastened with 2 bolts M 16x30 bolts (313200), galvanised				3,8	350299
	Cross waler for NOEtop R 275 and NOE R 250, fastened with 2 bolts M 16x30 bolts (313200), galvanised				3,1	350300
	Girder end-piece NOEtop/NOE Combi 20, fastening requires 6 bolts M 16x30 (313200), galvanised				7,3	350381
	NOEtop bracket jack galvanised				2,5	350301
	Turnbuckle long, fastened with 2 M 16x100 bolts (314000), galvanised	412-530			1,6	350310
	Turnbuckle medium, fastened with 2 M 16x100 bolts (314000), galvanised	312-430			1,4	350315
	Turnbuckle short, fastened with 2 M 16x100 bolts (314000), galvanised	212-330			1,2	350320
	NOEtop R 275 connection profile	3000			38,5	350368
	galvanised	1500			20,0	350369
		750			10,6	350370
	Ring bolt M 16, 1.5T, swivelling 360° swivel, loadable from all sides, load capacity label, spanner with ring bolt permanently attached, labelling of optimum load direction, load capacity: under vertical tension 4000 kg, under 90° load 1500 kg				0,3	821110

	Description	Length mm	Width mm	Height mm	Weight approx. kg	Part No.
	Spacer washer for M 16 Ø 56 mm, hole Ø 17, mm, 5 mm thick, DIN 440, galvanised Hire only! For purchase see price list for formwork and scaffold accessories.				0,0	314600
	Safety nut M 16 DIN 985, 8.0, galvanised, packaging unit 200 No.				6,8	373012
	Crane hook for NOEtop profile, with suspension chain, load 2000 kg for vertical tension, for use see operating instructions, galvanised				6,4	135905
	Bolt M 16x100 with nut and washer, galvanised Hire only! For purchase see price list for formwork and scaffold accessories.				0,2	314000
	Bolt M 16x80 with nut and washer, galvanised Hire only! For purchase see price list for formwork and scaffold accessories.				0,2	313900
 	Bolt M 16x30 with nut and washer, galvanised Hire only! For purchase see price list for formwork and scaffold accessories.				0,1	313200
	Disc bolt M 8x40 for fastening facing, with nut and washer, DIN 15237, galvanised				0,0	310907

	Description	Length mm	Width mm	Height mm	Weight approx. kg	Part No.
 	Base R 275 For stacking units, fastening requires 2 pieces M 16x30 bolts (313200)				2,4	350412
	Reinforcement for base NOEtop R 275 requires 2 bolts M 16x30 (Part No. 313200), galvanised				1,1	350413
	Dehoplast tape 25x3 mm, installed between Combi 20 rail and boarding	1000	25	3	0,1	840520

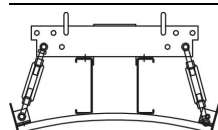
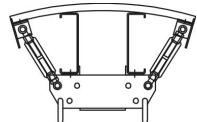
NOE Plugs

	Description	Ø mm	Length mm	Height mm	Weight approx. kg	Part No.
	<p>PVC plastic plugs SFL 30 for hole Ø 26 mm, to seal tie rod holes in NOEtop, NOE Top 2000 panels, NOE circular formwork panels, domed head, Ø 30 mm, colour white, packaging unit 250 No.</p>	30,0		12	0,6	693409
	<p>PVC plastic plugs SFL 30 with NOE-logo for hole Ø 26 mm, to seal tie rod holes in NOEtop, NOE Top 2000 panels, NOE circular formwork panels, domed head, Ø 30 mm, colour white, with NOE-logo packaging unit 250 No.</p>	30,0			0,6	693515

NOE R 110 circular formwork



Completely assembled out of galvanised or painted steel parts. Facing 2x9 mm NOEform, with NOEplast coating. Radii: from 1100 mm, infinitely adjustable. Initial radius can be set at factory. Important information: The radius set at the factory must be checked by site staff and readjusted if necessary. A wooden template for the internal or external radius is required for this.

To achieve the best concrete results, while avoiding discolouration of the concrete and damage to the formwork, you should oil the NOE R 110 circular formwork with NOE special release agent.

	Description	Width mm	Height mm	Surface m ²	Weight approx. kg	Part No.
	R 110 external unit	711	3000	2,13	206,0	440301
		711	1500	1,08	114,0	440302
		711	750	0,53	58,0	440303
	R 110 internal unit	617	3000	1,85	193,0	440307
		617	1500	0,93	105,0	440308
		617	750	0,46	54,0	440309

Wooden template

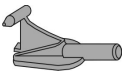
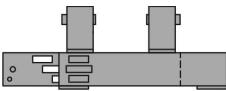
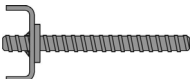
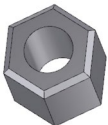

purchase only

	Description	Length mm	Width mm	Surface m ²	Weight approx. kg	Part No.
	Wooden template for external radius NOE R 110 Please inform us of the radius when ordering.				2,5	352223
	Wooden template for internal radius NOE R 110 Please inform us of the radius when ordering.				2,5	352222



Release agent

	Description	Content litre	Width mm	Height mm	Weight approx. kg	Part No.
	NOE special release agent	200			193,4	569710
	stripping agent, ideal for NOEplast and NOEliner	30			27,5	569720
	structural matrices or for plastic formwork, e.g. NOE R 110 circular formwork	5			4,6	569730

NOE R 110 element connection

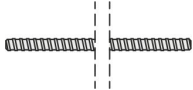
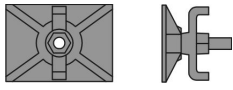

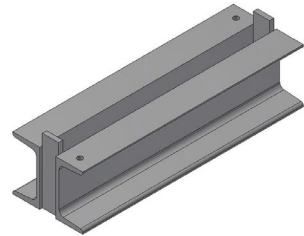
	Description	Length mm	Width mm	Height mm	Weight approx. kg	Part No.
	Wedge plate for the quick connection of individual elements, galvanised				0,6	102520
	Wedge lock for longitudinal compensation of 0-140 mm, galvanised				4,3	350000
	Wing head bolt tie rod thread, 200 mm long, clamp length 160 mm, galvanised	200			0,4	135009
	Hexagonal nut 30 with standard tie rod internal thread galvanised	30			0,1	680900
	Adapter NOE Toplock for connection of NOE R 110 and NOEtop R 275 panels, length adjustment up to 42 mm, galvanised				4,4	137978

Stop-end form

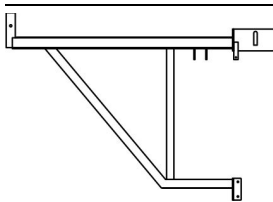



	Description	Length mm	Width mm	Height mm	Weight approx. kg	Part No.
	Stop-end support with fastening screw and screw base, each stop-end support requires 1 tie rod and 1 waling plate with wing nut				1,9	350390
	Alignment channel 1425 mm long, galvanised	1425			21,5	135210

Tie rod Ø 15 mm

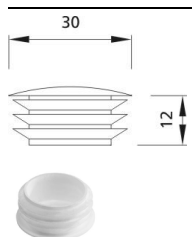

Rods, core Ø 15 mm, external Ø 17 mm, permissible tensile load 90 kN (in acc. with DIN 18216).

	Description	Length mm	Width mm	Height mm	Weight approx. kg	Part No.
	Tie rod Ø 15 mm capped, galvanised	1500			2,1	671500
		300			0,4	670300
	Waling plate with wing nut bearing area 140x100 mm, galvanised	100	140		1,4	691700
	Sprint nut galvanised	80	80	60	0,7	680580
	Compensation channel 410 mm long, galvanised	410			9,4	135109

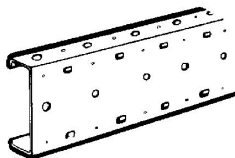
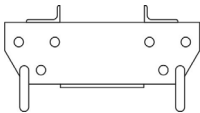





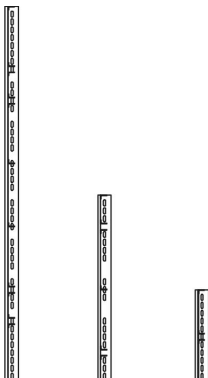
Scaffold

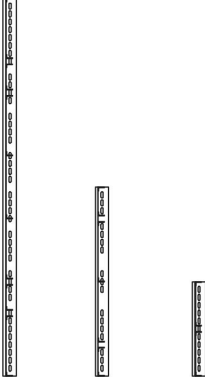



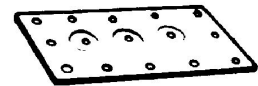
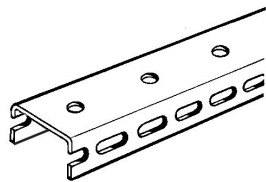


	Description	Length mm	Width mm	Height mm	Weight approx. kg	Part No.
	Ratio concreting brackets 100 for fastening to NOEtop R 275, NOE R 250 and NOE R 110 circular formwork, stair width 1000 mm, with nailing strip, incl. pin and spring pin, galvanised				15,8	028100
	Handrail tube 1380 H 1380 mm high, tube Ø 33.7 mm, galvanised			1380	5,0	111403
	Handrail tube 1060 1060 mm high, tube Ø 33.7 mm, galvanised **hire only **			1060	4,0	111400
	LG-W 200 plug 9 mm galvanized				0,1	890834



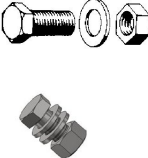

NOE Plugs

	Description	Ø mm	Length mm	Height mm	Weight approx. kg	Part No.
	<p>PVC plastic plugs SFL 30 for hole Ø 26 mm, to seal tie rod holes in NOEtop, NOE Top 2000 panels, NOE circular formwork panels, domed head, Ø 30 mm, colour white, packaging unit 250 No.</p>	30,0		12	0,6	693409
	<p>PVC plastic plugs SFL 30 with NOE-logo for hole Ø 26 mm, to seal tie rod holes in NOEtop, NOE Top 2000 panels, NOE circular formwork panels, domed head, Ø 30 mm, colour white, with NOE-logo packaging unit 250 No.</p>	30,0			0,6	693515

Components for circular formwork

	Description	Length mm	Width mm	Height mm	Weight approx. kg	Part No.
	Combi 20 S girder	3000			30,0	743000
	200x60x4 mm, intermediate	1500			15,0	741500
	dimensions priced as next-longest length, longer lengths on request, galvanised	750			7,5	740750
	Cross waler internal unit for R 110 circular formwork, requires 2 bolts M 16x30 (Part No. 313200), galvanised				6,8	350297
	Cross waler external unit for R 110 circular formwork, requires 2 bolts M 16x30 (Part No. 313200), galvanised				10,2	350298
	Turnbuckle long, fastened with 2 M 16x100 bolts (314000), galvanised	412-530			1,6	350310
	Turnbuckle medium, fastened with 2 M 16x100 bolts (314000), galvanised	312-430			1,4	350315
	Turnbuckle short, fastened with 2 M 16x100 bolts (314000), galvanised	212-330			1,2	350320
	Turnbuckle for R 110 internal unit, galvanised	204-295			1,2	350311
	Connection angle for R 110 circular formwork external	3000			24,3	350365
	formwork units	1500			12,5	350366
	galvanised	750			6,4	350367

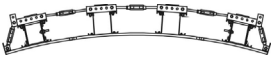



	Description	Length mm	Width mm	Height mm	Weight approx. kg	Part No.
	Connection angle for R 110	3000			24,3	350362
	circular formwork Internal	1500			12,5	350363
	formwork units galvanised	750			6,4	350364
	Ring bolt M 16, 1.5T, swivelling 360° swivel, loadable from all sides, load capacity label, spanner with ring bolt permanently attached, labelling of optimum load direction, load capacity: under vertical tension 4000 kg, under 90° load 1500 kg				0,3	821110
	Spacer washer for M 16 Ø 56 mm, hole Ø 17, mm, 5 mm thick, DIN 440, galvanised Hire only! For purchase see price list for formwork and scaffold accessories.				0,0	314600
	Safety nut M 16 DIN 985, 8.0, galvanised, packaging unit 200 No.				6,8	373012
	Combi butt strap for connecting roughly butted Combi 20 girders 6 mm thick, painted	290	165	6	1,8	352200
	Multi-hole C-Profil 100x50x5 mm, multi-hole version, intermediate dimensions priced as next- longest length, longer lengths on request, lacquered	1000			6,4	261000
 	Stiffener requires 4 bolts M 16x30 (Part No. 313200), galvanised				2,4	350380

	Description	Length mm	Width mm	Height mm	Weight approx. kg	Part No.
	Bolt M 16x100 with nut and washer, galvanised Hire only! For purchase see price list for formwork and scaffold accessories.				0,2	314000
	Bolt M 16x70 with nut and washer, galvanised Hire only! For purchase see price list for formwork and scaffold accessories.				0,2	313800
	Bolt M 16x30 with nut and washer, galvanised Hire only! For purchase see price list for formwork and scaffold accessories.				0,1	313200
	Disc bolt M 8x40 for fastening facing, with nut and washer, DIN 15237, galvanised				0,0	310907

NOE R 250 circular formwork



Completely assembled out of galvanised or painted steel parts, with NOEform facing. Radii: infinitely adjustable. With 15 mm NOEform facing. Initial radius can be set at factory.

The radius set at the factory must be checked by site staff and readjusted if necessary. A wooden template for the internal or external radius is required for this.

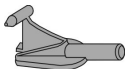
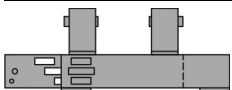
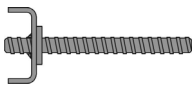
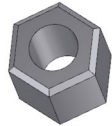

	Description	Width mm	Height mm	Surface m ²	Weight approx. kg	Part No.
	External unit	2270	3000	6,81	404,0	441501
		2270	1500	3,41	238,0	441502
		2270	750	1,70	135,0	441503
	External unit	1190	3000	3,57	226,0	441504
		1190	1500	1,78	135,0	441505
		1190	750	0,89	76,0	441506
	Internal unit	2150	3000	6,45	402,0	441507
		2150	1500	3,23	238,0	441508
		2150	750	1,61	135,0	441509
	Internal unit	1190	3000	3,57	226,0	441510
		1190	1500	1,78	135,0	441511
		1190	750	0,89	76,0	441512

Wooden template




purchase only

	Description	Length mm	Width mm	Surface m ²	Weight approx. kg	Part No.
	Wooden template for external radius With NOEtop R 275 and NOE R 250, please inform us of the radius when ordering.				7,0	352221
	Wooden gauge for internal radius With NOEtop R 275 and NOE R 250, please inform us of the radius when ordering.				7,0	352220

Element connection


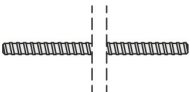

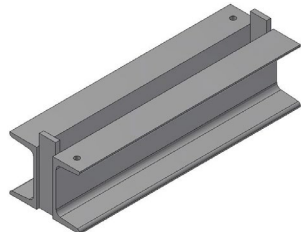
	Description	Length mm	Width mm	Height mm	Weight approx. kg	Part No.
	Wedge plate for the quick connection of individual elements, galvanised				0,6	102520
	Wedge lock for longitudinal compensation of 0-140 mm, galvanised				4,3	350000
	Wing head bolt tie rod thread, 200 mm long, clamp length 160 mm, galvanised	200			0,4	135009
	Hexagonal nut 30 with standard tie rod internal thread galvanised	30			0,1	680900
	NOE Toplock adapter NOEtop R 275 / NOE R 250 clamps to connect NOEtop R 275 and NOE R 250 circular formwork				4,4	137977

Stop-end form

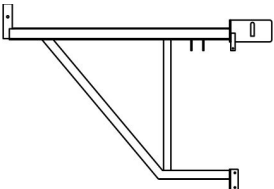



	Description	Length mm	Width mm	Height mm	Weight approx. kg	Part No.
	Stop-end support with fastening screw and screw base, each stop-end support requires 1 tie rod and 1 waling plate with wing nut				1,9	350390
	Alignment channel 1425 mm long, galvanised	1425			21,5	135210
	Spreader bar galvanised	750			23,0	350330

Tie rod Ø 15 mm

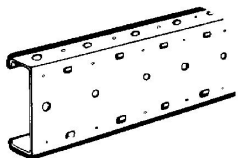
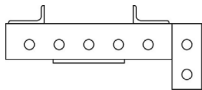




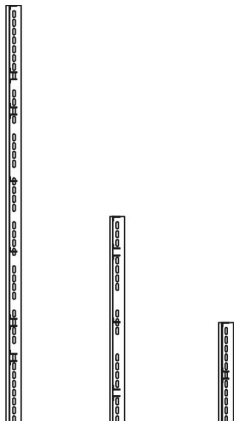
Rods, core Ø 15 mm, external Ø 17 mm, permissible tensile load 90 kN (in acc. with DIN 18216).








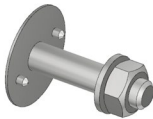

	Description	Length mm	Width mm	Height mm	Weight approx. kg	Part No.
	Waling plate with wing nut bearing area 140x100 mm, galvanised	100	140		1,4	691700
	Tie rod Ø 15 mm capped, galvanised	1500 300			2,1 0,4	671500 670300
	Sprint nut galvanised	80	80	60	0,7	680580
	Compensation channel 410 mm long, galvanised	410			9,4	135109

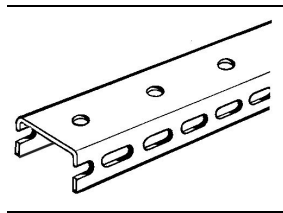
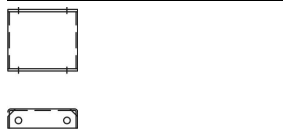
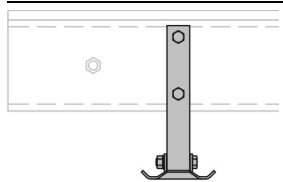
Scaffold

	Description	Length mm	Width mm	Height mm	Weight approx. kg	Part No.
	Ratio concreting brackets 100 for fastening to NOEtop R 275, NOE R 250 and NOE R 110 circular formwork, stair width 1000 mm, with nailing strip, incl. pin and spring pin, galvanised				15,8	028100
	Handrail tube 1380 H 1380 mm high, tube Ø 33.7 mm, galvanised			1380	5,0	111403
	Handrail tube 1060 1060 mm high, tube Ø 33.7 mm, galvanised **hire only**			1060	4,0	111400
	LG-W 200 plug 9 mm galvanised				0,1	890834

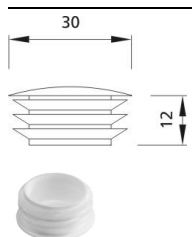

Components for circular formwork

	Description	Length mm	Width mm	Height mm	Weight approx. kg	Part No.
	Combi 20 S girder	3000			30,0	743000
	200x60x4 mm, intermediate	1500			15,0	741500
	dimensions priced as next-longest length, longer lengths on request, galvanised	750			7,5	740750
	Cross waler for external formwork for NOETop R 275 and NOE R 250, fastened with 2 bolts M 16x30 bolts (313200), galvanised				3,8	350299
	Cross waler for NOETop R 275 and NOE R 250, fastened with 2 bolts M 16x30 bolts (313200), galvanised				3,1	350300
	Turnbuckle long, fastened with 2 M 16x100 bolts (314000), galvanised	412-530			1,6	350310
	Turnbuckle medium, fastened with 2 M 16x100 bolts (314000), galvanised	312-430			1,4	350315
	Turnbuckle short, fastened with 2 M 16x100 bolts (314000), galvanised	212-330			1,2	350320
	Connection channel for R 250 circular formwork	3000			16,0	350340
	1500				8,0	350350
	750				4,0	350360

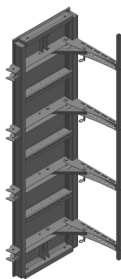
	Description	Length mm	Width mm	Height mm	Weight approx. kg	Part No.
	Ring bolt M 16, 1.5T, swivelling 360° swivel, loadable from all sides, load capacity label, spanner with ring bolt permanently attached, labelling of optimum load direction, load capacity: under vertical tension 4000 kg, under 90° load 1500 kg				0,3	821110
	Spacer washer for M 16 Ø 56 mm, hole Ø 17, mm, 5 mm thick, DIN 440, galvanised Hire only! For purchase see price list for formwork and scaffold accessories.				0,0	314600
	Safety nut M 16 DIN 985, 8.0, galvanised, packaging unit 200 No.				6,8	373012
	Bolt M 16x100 with nut and washer, galvanised Hire only! For purchase see price list for formwork and scaffold accessories.				0,2	314000
	Bolt M 16x70 with nut and washer, galvanised Hire only! For purchase see price list for formwork and scaffold accessories.				0,2	313800
 	Bolt M 16x30 with nut and washer, galvanised Hire only! For purchase see price list for formwork and scaffold accessories.				0,1	313200
	Disc bolt M 8x40 for fastening facing, with nut and washer, DIN 15237, galvanised				0,0	310907
	Combi butt strap for connecting roughly butted Combi 20 girders 6 mm thick, painted	290	165	6	1,8	352200

	Description	Length mm	Width mm	Height mm	Weight approx. kg	Part No.
	Multi-hole C-Profil 100x50x5 mm, multi-hole version, intermediate dimensions priced as next- longest length, longer lengths on request, lacquered	1000			6,4	261000
	Stiffener requires 4 bolts M 16x30 (Part No. 313200), galvanised				2,4	350380
	Stacking foot for NOE R 250, requires 2 bolts M 16x70 (Part No. 313800), galvanised				2,9	350410

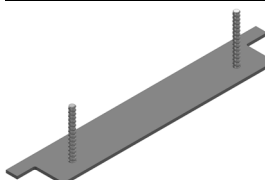





NOE Plugs


	Description	Ø mm	Length mm	Height mm	Weight approx. kg	Part No.
	<p>PVC plastic plugs SFL 30 for hole Ø 26 mm, to seal tie rod holes in NOEtop, NOE Top 2000 panels, NOE circular formwork panels, domed head, Ø 30 mm, colour white, packaging unit 250 No.</p>	30,0		12	0,6	693409
	<p>PVC plastic plugs SFL 30 with NOE-logo for hole Ø 26 mm, to seal tie rod holes in NOEtop, NOE Top 2000 panels, NOE circular formwork panels, domed head, Ø 30 mm, colour white, with NOE-logo packaging unit 250 No.</p>	30,0			0,6	693515

NOEtop FS with steel facing Panels

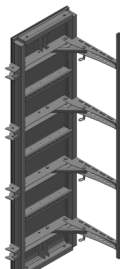
	Description	Width mm	Height mm	Surface m ²	Weight approx. kg	Part No.
	NOEtop FS panel with steel facing	750	3500		329,7	124566
		750	2750		247,7	124564
	Consisting of: Panel with 5-mm steel facing, locking	750	1250		122,1	124562
	plate S, compensation plate S, connection tube, bolts, galvanised.	750	600		62,5	124560
	Chamfers and pins are not included in the price.					

NOEtop FS with steel facing Accessories


	Description	Length mm	Width mm	Height mm	Weight approx. kg	Part No.
	NOEtop FS Sliding plate S galvanised	155	750	121	5,5	124608
	Sprint nut galvanised	80	80	60	0,7	680580
	NOEtop FS Pin D20 x 150 Ø 20 mm, with spring pin, galvanised	150			0,4	124632
	NOEtop FS locking bracket galvanised	360	80	80	2,9	124635
	NOEtop FS swivel bracket S galvanised	180	70	70	1,9	124637
	NOEtop FS crane suspension painted red	90	70	345	1,3	124639

	Description	Length mm	Width mm	Height mm	Weight approx. kg	Part No.
	PVC double triangle chamfer 10x10, transparent packaging unit 25 m				3,8	841201

NOEtop FS with timber facing Panels

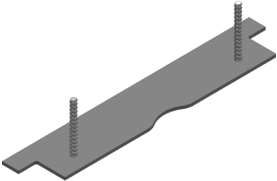





	Description	Width mm	Height mm	Surface m ²	Weight approx. kg	Part No.
	NOEtop FS panel For 21 mm timber facing	750	3500	2,10	225,9	124576
		750	2750	1,65	166,2	124574
	Consisting of panel supporting frame faced with 21 mm	750	1250	0,75	85,4	124572
		750	600	0,36	45,0	124570
	NOEform, facing screwed on from rear, locking plate H, connection tube, stiffener, bolts, steel parts galvanised Chamfers and pins are not included in the price.					

NOEform replacement facings NOEtop FS







	Description	Width mm	Height mm	Surface m ²	Weight approx. kg	Part No.
	NOEtop FS timber facing	750	3500	2,10	34,0	412538
	21 mm NOEform	750	2750	1,65	28,4	412537
		750	1250	0,75	12,5	412536
		750	600	0,36	6,1	412535






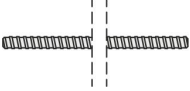

NOEtop FS with timber facing







Individual parts









	Description	Length mm	Width mm	Height mm	Weight approx. kg	Part No.
	NOEtop FS Sliding plate H galvanised	137	750	155	6,2	124609
	Sprint nut galvanised	80	80	60	0,7	680580
	NOEtop FS Pin D20 x 150 Ø 20 mm, with spring pin, galvanised	150			0,4	124632
	NOEtop FS H locking bracket galvanised	370	80	80	2,9	124636
	NOEtop FS swivel bracket H galvanised	186	70	70	2,0	124638
	NOEtop FS crane suspension painted red	90	70	345	1,3	124639

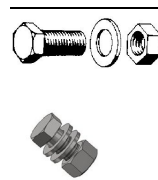

NOEtop FS working platform

	Description	Length mm	Width mm	Height mm	Weight approx. kg	Part No.
	NOEtop FS Platform 850 x 990 galvanised 1 guard rail NOEtop FS 900, Part No. 124645 is required.	990	850		64,6	124640
	NOEtop FS Platform 850 x 1575 galvanised 1 NOEtop FS guard rail 450, Part No. 124646, 1 guard rail NOEtop FS, Part No. 124645 and 2 RS platform guard rail 750, Part No. 126721 are required.	1575	850		96,8	124641
	NOEtop FS guard rail 900 galvanised	935	35	1160	15,0	124645
	NOEtop FS guard rail 450 galvanised	485	35	1160	10,8	124646
	RS platform guard rail 750 galvanised	785	35	1165	13,5	126721
	RS platform ladder support platform fastening to platform requires 1 bolt M 16x30 Part No. 313200 and to secure the ladder requires 1 spring pin, Part No. 555990, galvanised	75	50	146	0,6	126727

	Description	Length mm	Width mm	Height mm	Weight approx. kg	Part No.
	Handrail tube 1380 H 1380 mm high, tube Ø 33.7 mm, galvanised			1380	5,0	111403
	Handrail tube 1060 1060 mm high, tube Ø 33.7 mm, galvanised **hire only **			1060	4,0	111400
	Hexagonal bolt M 8x80 DIN 601, with nut Hire only! For purchase see price list for formwork and scaffold accessories.				0,0	312699
	LSS ladder extension left each ladder joint requires 1 ladder extender piece left, Part No. 126707, 1 ladder extender piece right, Part No. 126708, 2 tie rods, 600 mm long, Part No. 670600, 4 Sprint nuts, Part No. 680580			440	2,6	126707
	LSS ladder extender piece right each ladder joint requires 1 ladder extender piece left, Part No. 126707, 1 ladder extender piece right, Part No. 126708, 2 tie rods, 600 mm long, Part No. 670600, 4 Sprint nuts, Part No. 680580			440	2,6	126708
	Tie rod Ø 15 mm capped, galvanised	600			0,8	670600
	Sprint nut galvanised	80	80	60	0,7	680580

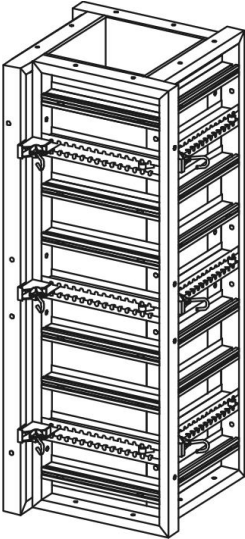
	Description	Length mm	Width mm	Height mm	Weight approx. kg	Part No.
	LSS ladder with back-propping Aluminium	770	450	2100	15,1	126726
	RS platform ladder support platform fastening to platform requires 1 bolt M 16x30 Part No. 313200 and to secure the ladder requires 1 spring pin, Part No. 555990, galvanised	75	50	146	0,6	126727
	NOEtop FS ladder bracket including 3 spring pins				7,9	126705
	NOEtop FS ladder bracket including 3 spring pins to secure and 2 bolts M 12x30 for fastening the ladder adapter 126729, galvanised				5,3	126706
	RS platform ladder adapter NOE Vario 2000 column formwork Fastening to NOEtop FS or NOE Vario 2000 requires 1 hammerhead bolt with handle, Part No. 319338, galvanised	130	82	200	2,3	126729
	LSS ladder 2800		450	1015	2,7	126764
	incl. Ribbed plugs aluminium		450	1855	4,9	126763
			450	2415	6,3	126762
			450	2695	7,0	126761
			450	2975	7,7	126760


	Description	Length mm	Width mm	Height mm	Weight approx. kg	Part No.
	RS platform Back-propping 1590 Aluminium	800	750	1590	14,5	126725
	Prop push/pull 1.00-1.20 m ext. length 1000-1200 mm, Load capacity: 15 KN galvanised	1000- 1200			8,4	697045
	RS platform Back-propping 790 aluminium	800	750	790	8,0	126757
	Hinge Ø 60 mm for fastening to the formwork, each panel requires a hammer-head bolt with handle.				0,8	697012
	L-pin Ø 16 yellow passivated galvanised				0,3	697010
	Spring pin Ø 4 mm galvanised				0,0	913304
	Hammer-head bolt with handle integrated Sprint nut 230 mm long, clamp length 125 mm, permissible tensile load =18.8 kN, galvanised	125			1,2	319338
	Spring pin 12x80 mm, galvanised				0,1	555990

	Description	Length mm	Width mm	Height mm	Weight approx. kg	Part No.
	Bolt M 16x30 with nut and washer, galvanised Hire only! For purchase see price list for formwork and scaffold accessories.				0,1	313200
	Bolt M 16x100 with nut and washer, galvanised Hire only! For purchase see price list for formwork and scaffold accessories.				0,2	314000

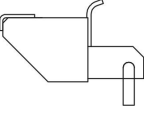
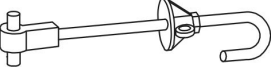
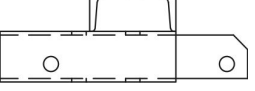



NOE Vario 2000


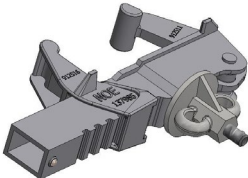




For rectangular cross sections infinitely adjustable from 150-600 mm. Height in modules of 500 mm. Frame panel supplied with nailing cores in the hat profiles.

	Description	Width mm	Height mm	Surface m ²	Weight approx. kg	Part No.
	2750 mm high set consisting of: 4 frame panels (Part No. 125252) 2750 mm deep, 12 tying shoes (Part No. 126050), 12 tying units (Part No. 126060)			9,92	635,6	126062
	2500 mm high set consisting of: 4 frame panels (Part No. 125253) 2500 mm high, 12 tying shoes (Part No. 126050), 12 tying units (Part No. 126060)			9,00	499,2	126063
	1000 mm high set consisting of: 4 frame panels (Part No. 125254) 1000 mm high, 8 tying shoes (Part No. 126050), 8 tying units (Part No. 126060)			3,60	300,8	126064
	500 mm high set consisting of: 4 frame panels (Part No. 125255) 500 mm high, 4 tying shoes (Part No. 126050), 4 tying units (Part No. 126060)			1,80	164,4	126065

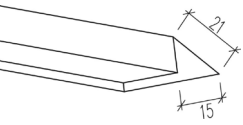
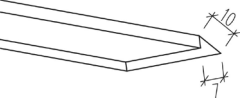

	Description	Width mm	Height mm	Surface m ²	Weight approx. kg	Part No.
	Frame panel	900	2750	2,48	137,6	125252
	without nail core, nail core	900	2500	2,25	118,5	125253
	upon request, galvanized	900	1000	0,90	60,5	125254
		900	500	0,45	33,8	125255

NOE Vario 2000 connections

	Description	Length mm	Width mm	Height mm	Weight approx. kg	Part No.
	Tying shoe incl. plug, for connecting above corner, each tying shoe requires one tying unit, galvanised				5,0	126050
	Tying unit galvanised				2,1	126060
	Tying shoe extension short incl. plug, for props with 4 frame panels for edge lengths of 600-800 mm, in conjunction with the bracing extension (Part No. 126179), galvanised				6,5	126190
	Tying shoe extension incl. plug, for props with 6 frame panels for edge lengths of 600-900 mm, in connection with the belt extension (part no. 126179), galvanised				6,9	126180
	Bracing extension incl. plug				23,4	126179
	NOE Toplock for panel connections and longitudinal compensations up to 42 mm, permissible tensile load 15 kN, galvanised				3,7	137975
					3,7	137976









	Description	Length mm	Width mm	Height mm	Weight approx. kg	Part No.
	Toplock for the quick butted connection of any arrangement of panels, compensation up to 30 mm, permissible tensile load 20 kN, galvanised, Hire only				3,7	137990
	Top Adjustable lock for infinitely adjustable compensation piece 0-135 mm, permissible tensile load 20 kN, galvanised, hire only				5,2	137985
	NOEtop Connection screw 250 with tie-rod thread DW 15 mm, length 280 mm, thread length 250 mm, galvanised	285			0,5	135019
	Waling plate 80 X 55 mm, 20 mm thick, hole 24 mm, galvanised	80	55		0,6	691500
	Sprint nut galvanised	80	80	60	0,7	680580
	Crane hook for NOEtop profile, with suspension chain, load 2000 kg for vertical tension, for use see operating instructions, galvanised				6,4	135905



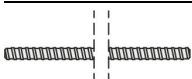




NOE Vario 2000 panel accessories









	Description	Length mm	Width mm	Height mm	Weight approx. kg	Part No.
	Chamfer profiles 21 for sealing and breaking of edges, chamfer width 21 mm, hard PVC			2750	0,6	840740
				2500	0,6	840730
				1000	0,2	840720
				500	0,1	840710
	Chamfer profiles 10 for sealing and breaking of edges, chamfer width 10 mm, hard PVC			2500	0,2	840630
	NOEform screw 7x21 7x21 mm, for fastening 21 mm formwork facing, galvanised packing unit 500 No.				0,0	317009






Concreting platform RS

The concreting platform can be fitted to the NOE Vario 2000 column formwork.





	Description	Length mm	Width mm	Height mm	Weight approx. kg	Part No.
	RS platform 875x875 complete	875	875	200	38,4	126700
	RS platform 875x1375 complete	1375	875	200	54,3	126702
	RS platform guard rail 375 galvanized	410	34	1165	10,1	126720
	RS platform guard rail 750 galvanized	785	35	1165	13,5	126721
	Handrail tube 1060 1060 mm high, tube Ø 33.7 mm, galvanized **hire only **			1060	4,0	111400
	Handrail tube 1380 H 1380 mm high, tube Ø 33.7 mm, galvanized			1380	5,0	111403
	Hexagonal bolt M 8x80 DIN 601, with nut Hire only! For purchase see price list for formwork and scaffold accessories.				0,0	312699
	LG-W 200 plug 9 mm galvanized				0,1	890834

	Description	Length mm	Width mm	Height mm	Weight approx. kg	Part No.
	LSS ladder extension left each ladder joint requires 1 ladder extender piece left, Part No. 126707, 1 ladder extender piece right, Part No. 126708, 2 tie rods, 600 mm long, Part No. 670600, 4 Sprint nuts, Part No. 680580			440	2,6	126707
	LSS ladder extender piece right each ladder joint requires 1 ladder extender piece left, Part No. 126707, 1 ladder extender piece right, Part No. 126708, 2 tie rods, 600 mm long, Part No. 670600, 4 Sprint nuts, Part No. 680580			440	2,6	126708
	Tie rod Ø 15 mm capped, galvanised	600			0,8	670600
	Sprint nut galvanised	80	80	60	0,7	680580
	LSS ladder with back-propping Aluminium	770	450	2100	15,1	126726
	RS platform ladder support platform fastening to platform requires 1 bolt M 16x30 Part No. 313200 and to secure the ladder requires 1 spring pin, Part No. 555990, galvanised	75	50	146	0,6	126727
	NOEtop FS ladder bracket including 3 spring pins to secure and 2 bolts M 12x30 for fastening the ladder adapter 126729, galvanised				5,3	126706

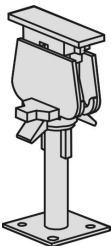



	Description	Length mm	Width mm	Height mm	Weight approx. kg	Part No.
	RS platform ladder adapter NOE Vario 2000 column formwork Fastening to NOEtop FS or NOE Vario 2000 requires 1 hammerhead bolt with handle, Part No. 319338, galvanised	130	82	200	2,3	126729
	LSS ladder 2800		450	3640	9,4	126742
	incl. Ribbed plugs aluminium		450	2800	7,2	126741
			450	1960	5,0	126740
	RS platform Back-propping 1590 Aluminium	800	750	1590	14,5	126725
	RS platform Back-propping 790 aluminium	800	750	790	8,0	126757
	Prop push/pull 1.00-1.20 m ext. length 1000-1200 mm, Load capacity: 15 KN galvanised	1000- 1200			8,4	697045
	Hinge Ø 60 mm for fastening to the formwork, each panel requires a hammer-head bolt with handle.				0,8	697012
	L-pin Ø 16 yellow passivated galvanized				0,3	697010
	Spring pin Ø 4 mm galvanised				0,0	913304

	Description	Length mm	Width mm	Height mm	Weight approx. kg	Part No.
	Hammer-head bolt with handle integrated Sprint nut 230 mm long, clamp length 125 mm, permissible tensile load =18.8 kN, galvanised	125			1,2	319338
	Spring pin 12x80 mm, galvanised				0,1	555990
 	Bolt M 16x30 with nut and washer, galvanised Hire only! For purchase see price list for formwork and scaffold accessories.				0,1	313200
	Bolt M 16x100 with nut and washer, galvanised Hire only! For purchase see price list for formwork and scaffold accessories.				0,2	314000

Hex-head bolt DIN 933

	Description	Length mm	Width mm	Height mm	Weight approx. kg	Part No.
	Hexagonal bolt M 16x30 DIN 933, 8.8, galvanised, packaging unit 50 No.				3,8	362340
	Hexagonal bolt M 16x100 DIN 933, 8.8, galvanised, packaging unit 25 No.				4,3	362364
	Hexagonal nut M 16 DIN 934, 8.0, galvanised, packaging unit 200 No.				6,0	370024
	Washer shape A 17 DIN 125, galvanised, packaging unit 250 No.				2,8	380026

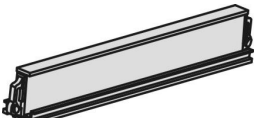
Bracing

	Description	Length mm	Width mm	Surface m ²	Weight approx. kg	Part No.
	Drophead 360 mm high, drop 170 mm, load 48 kN, yellow galvanised Fastened to NOEprop prop with 2 bolts M 16x40, Euro- or steel tube prop with 2 bolts M 10x40			0,01	8,0	112520
	Bolt M 16x40 with nut and washer, galvanised Hire only! For purchase see price list for formwork and scaffold accessories.				0,1	313400
	Bolt M 10x40 with nut and washer Hire only! For purchase see price list for formwork and scaffold accessories.				0,0	311100
	NOEdeck head piece 38 mm For positioning props under longitudinal girders				0,1	115443



Longitudinal girders

Aluminium, 160 mm deep, (length given between centres of deck props),
powder-coated on request

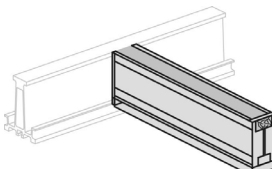
* = not for purchase, only for hire

	Description	Length mm	Width mm	Surface m ²	Weight approx. kg	Part No.
	Aluminium longitudinal girder	2400		0,13	23,3	115402
	Aluminium, 160 mm deep,	2100		0,12	20,3	115401
	(length given between centres	1555		0,09	14,7	115407
	of deck props)	1500		0,08	13,8	115400

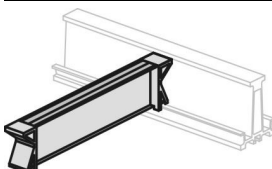

Panels with NOEform facing

	Description	Length mm	Width mm	Surface m ²	Weight approx. kg	Part No.
	Aluminium deck panel 1500 mm	1500	900	1,35	22,3	115312
		1500	600	0,90	16,7	115322
	Aluminium, with NOEform facing	1500	450	0,68	14,7	115332
	Aluminium deck panel 900 mm*	900	900	0,81	14,7	115342
		900	600	0,54	11,0	115352
	Aluminium, with NOEform facing	900	450	0,41	9,4	115362

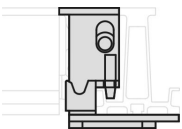

Cross beam

	Description	Length mm	Width mm	Height mm	Weight approx. kg	Part No.
	Aluminium cross beam	1500			4,6	115414
	Formwork facing supported on aluminium cross beams and logitudinal girders, with integral nailing core	900			2,8	115410
	Cross beam, wood 1500	1500	nur Miet e		8,6	116150

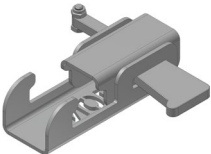
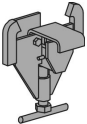
Compensation piece

	Description	Length mm	Width mm	Height mm	Weight approx. kg	Part No.
	Aluminium compensation girder	1500			4,7	115416
	for supporting 21 mm thick facing between aluminium longitudinal girders, with integral nailing core, purchase only	900			3,0	115412
	Compensation bridge 75-650 mm, positioned between 2 panels or 2 longitudinal girders as a tension and compression connection, galvanised				9,0	112900






Accessories longitudinal girders




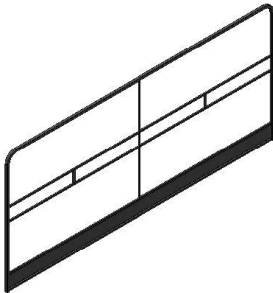
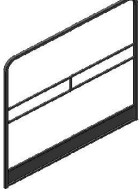
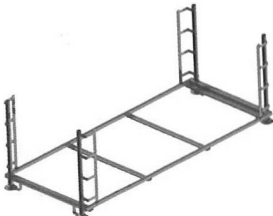
	Description	Length mm	Width mm	Height mm	Weight approx. kg	Part No.
	Longitudinal girder adapter for perpendicular suspension of aluminium longitudinal girders in aluminium longitudinal girders, painted				4,3	115430
	Spanner bolt R 12x35				0,1	319341



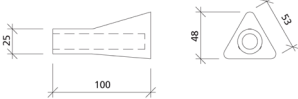


Connections

	Description	Length mm	Width mm	Height mm	Weight approx. kg	Part No.
	NOEdeck panel connector galvanised				0,6	115396
	Girder clamp For the connection of longitudinal girders with NOE Combi 10 or NOE Combi 20 girders, galvanised				1,9	113100

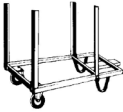
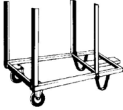

Accessories

	Description	Length mm	Width mm	Height mm	Weight approx. kg	Part No.
	Handrail post attachment for attaching to longitudinal girder, fastened at the handrail tube with a bolt M 8x80 (Part No. 312699), galvanised				3,4	114920
	LG-W 200 plug 9 mm galvanised				0,1	890834
	Handrail tube 1060 1060 mm high, tube Ø 33.7 mm, galvanised **hire only **			1060	4,0	111400
	Handrail tube 1380 H 1380 mm high, tube Ø 33.7 mm, galvanised			1380	5,0	111403
	Guardrail post tube 1600 1600 mm high, for guardrail holder Ø 33.7 mm, galvanised			1600	8,2	111401

	Description	Length mm	Width mm	Height mm	Weight approx. kg	Part No.
	Guard rail tube 1880 GR 3 wedges (Part No. 507012) are required per guard rail tube, galvanised used with CS frame grillage	150	50	1880	8,0	507011
	Guard rail tube 1380 GR 2 wedges (Part No. 507012) are required per guard rail tube, galvanised used with CS frame grillage	150	50	1380	5,8	507010
	Wedge for guard rail tube GR	230	15	52	0,3	507012
	CS frame grillage 2556 used with guard rail tube 1380 GR (Part No. 507010) and guard rail tube 1880 GR (Part No.507011)	2556	25	1150	17,0	507045
	CS frame grillage 1256 used with guard rail tube 1380 GR (Part No. 507010) and guard rail tube 1880 GR (Part No. 507011)	1256	25	1150	9,0	507047
	CS Barrier box capacity max. 40 frame grille, Setting grid box can be dismantled, Stacking height max. 4 pieces,galvanised				97,0	507048



	Description	Length mm	Width mm	Height mm	Weight approx. kg	Part No.
	Bolting pin for handrail tube for handrail tube 10601380 H, 1380 GR and 1880 GR, 1600 OD 24 mm				0,8	111402
 	NOE anchor cap D 15 Polyamide, FMPA approved, for tie rod Ø 15 mm Packaging Unit: 50 pieces				3,4	694901
	NOE plug D 15 Polyamide Packaging Unit: 50 pieces				0,1	694904
	Belt with ratchet 2.5 T ratchet belt with snap hook, belt width 50 mm, in acc. with DIN EN 12195-2, Length 8000 mm (7500 + 500 mm), Only for lashing, not for lifting loads	8000			3,4	990013

Transport aids



	Description	Length mm	Width mm	Height mm	Weight approx. kg	Part No.
	Transport pallet for panels up to 750 mm width, for 10 panels, painted				53,0	113300
	Transport pallet for panels up to 900 mm width, up to 10 panels, painted				57,0	113310
	Travelling device for moving the transport pallet, permissible load 7.5 kN, painted				8,0	890450







NOEsafe anchorage mast

Fall-arrest system for working on deck formwork or near a precipitous edge. The NOEsafe anchorage mast can be used on all formwork liners available on the market. Conforms to DIN EN 795:2012 Type E and certified by an external testing institute (DEKRA). Complies with the regulations of the national occupational accident insurance bodies Suva (CH), BGBau (D) and BauV (AT).


	Description	Ø mm	Width mm	Height mm	Weight approx. kg	Part No.
	NOEsafe anchorage mast on demand Mobile anchorage mast for safe working conditions in a fall danger zone Transport dimensions: L 2250, W 2080, H 1350 mm	2250, 0			450,0	.
	NOEsafe anchor mast inspection book on demand Assembly and operating manual as well as test sheets for daily functional testing on the construction site		210	40	1,0	..

Accessories for NOEsafe anchorage mast (purchase only)




	Description	Length mm	Width mm	Height mm	Weight approx. kg	Part No.
	NOEsafe self-retracting lifeline 9 m Up to 9 m working radius				3,8	922960
	NOEsafe self-retracting lifeline 6 m Up to 6 m working radius				3,5	922961

	Description	Length mm	Width mm	Height mm	Weight approx. kg	Part No.
  	NOEsafe safety harness	280	400	80	1,5	922962
	NOEsafe carrying case	420	155	305	1,5	922963
	NOEsafe PPE kit 9 m Personal protective equipment kit consisting of: 1 NOEsafe self-retracting lifeline 9 m (Part No. 922960), 1 NOEsafe safety harness (Part No. 922962), 1 NOEsafe carrying case (Part No. 922963)	420	155	305	6,8	922964
	NOEsafe PPE kit 6 m Personal protective equipment kit consisting of: 1 NOEsafe self-retracting lifeline 6 m (Part No. 922961), 1 NOEsafe safety harness (Part No. 922962), 1 NOEsafe carrying case (Part No. 922963)	420	155	305	6,3	922965


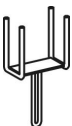

H 20 timber beam


	Description	Length mm	Width mm	Height mm	Weight approx. kg	Part No.
	H 20 timber beam	5900			26,9	110590
	special lengths on request	4900			22,3	110490
		3900			17,8	110390
		3300			15,0	110330
		2900			13,2	110290
		2500			11,4	110250

Panels



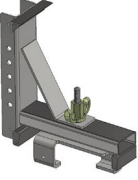

	Description	Length mm	Width mm	Surface m ²	Weight approx. kg	Part No.
	Three-ply boards 21 mm thick	2500	500	1,25	12,5	275200
		2000	500	1,00	10,0	275100
		1500	500	0,75	7,5	275000
	Three-ply boards with steel edge, 21 mm thick	2500	500	1,25	12,5	275201
	NOEspruce spruce plywood with 400 g/m ² coating, 21 mm thick	2500	1250	3,13	31,9	274908

Bracing




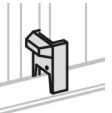


	Description	Length mm	Width mm	Height mm	Weight approx. kg	Part No.
	Fork head galvanised				4,1	110715
					2,6	110714
	Fork head				2,8	110700
	Spring pin 12x80 mm, galvanised				0,1	555990





Description	Length mm	Width mm	Height mm	Weight approx. kg	Part No.
 Fork claw				1,2	110710

NOE H20 beam panel

Description	Length mm	Width mm	Height mm	Weight approx. kg	Part No.
 NOE beam angle 300 galvanised				6,0	110800
 NOE beam extension 600 galvanised				6,0	110810
 Beam clamp 300 V 300 mm, galvanised	350	400	140	7,4	110900
 Beam extension 600 V 600 mm, galvanized	180	600	120	4,5	110910



Accessories

	Description	Length mm	Width mm	Height mm	Weight approx. kg	Part No.
	Handrail clamp 1.00 m clamping range 50 to 400 mm, range of application up to 40 m above ground, max. spacing 2.00 m, galvanised, Hire only!				7,2	900050
	Guard rail clamp 1.40 m clamping range 30-820 mm, galvanised				14,2	900052
	Girder fork For H 20 beam, painted				3,0	110730
	Tie stirrup H 20 for connecting H 20 timber beams to cross waler (steel), yellow galvanised				0,9	110215
	Wedge clamp for connecting crossing H 20 timber beams, clamping range 80 mm, galvanised				0,8	110214
	Screw nail fix for connecting H 20 timber beams to NOE Combi 20, galvanised fastening to NOE Combi 40 girders with bolts M 16x30 (Part No. 313200),				0,4	110690



	Description	Length mm	Width mm	Height mm	Weight approx. kg	Part No.
	Bolt M 16x30 with nut and washer, galvanised Hire only! For purchase see price list for formwork and scaffold accessories.				0,1	313200
	Belt with ratchet 2.5 T ratchet belt with snap hook, belt width 50 mm, in acc. with DIN EN 12195-2, Length 8000 mm (7500 + 500 mm), Only for lashing, not for lifting loads	8000			3,4	990013
	Combi console	131	597	898	8,2	552223
	Shuttering rail	120	78	845	4,2	552224







NOEsafe anchorage mast

Fall-arrest system for working on deck formwork or near a precipitous edge. The NOEsafe anchorage mast can be used on all formwork liners available on the market. Conforms to DIN EN 795:2012 Type E and certified by an external testing institute (DEKRA). Complies with the regulations of the national occupational accident insurance bodies Suva (CH), BGGbau (D) and BauV (AT).

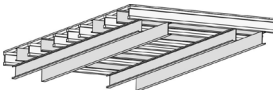
	Description	Ø mm	Width mm	Height mm	Weight approx. kg	Part No.
	NOEsafe anchorage mast on demand Mobile anchorage mast for safe working conditions in a fall danger zone Transport dimensions: L 2250, W 2080, H 1350 mm	2250, 0			450,0	.
	NOEsafe anchor mast inspection book on demand Assembly and operating manual as well as test sheets for daily functional testing on the construction site		210	40	1,0	..

Accessories for NOEsafe anchorage mast (purchase only)

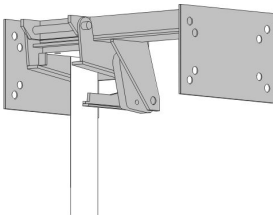


	Description	Length mm	Width mm	Height mm	Weight approx. kg	Part No.
	NOEsafe self-retracting lifeline 9 m Up to 9 m working radius				3,8	922960
	NOEsafe self-retracting lifeline 6 m Up to 6 m working radius				3,5	922961

	Description	Length mm	Width mm	Height mm	Weight approx. kg	Part No.
  	NOEsafe safety harness	280	400	80	1,5	922962
	NOEsafe carrying case	420	155	305	1,5	922963
	NOEsafe PPE kit 9 m Personal protective equipment kit consisting of: 1 NOEsafe self-retracting lifeline 9 m (Part No. 922960), 1 NOEsafe safety harness (Part No. 922962), 1 NOEsafe carrying case (Part No. 922963)	420	155	305	6,8	922964
	NOEsafe PPE kit 6 m Personal protective equipment kit consisting of: 1 NOEsafe self-retracting lifeline 6 m (Part No. 922961), 1 NOEsafe safety harness (Part No. 922962), 1 NOEsafe carrying case (Part No. 922963)	420	155	305	6,3	922965

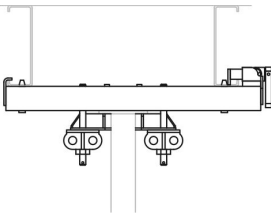
NOEtable deck table

	Description	Length mm	Width mm	Surface m ²	Weight approx. kg	Part No.
	Standard deck table	5000	2500	12,50	607,0	699050
	with NOE H20 / NOE	5000	2000	10,00	500,0	699030
	Combi 20 boarding supports,	4000	2500	10,00	510,0	699040
	NOE Combi 20 cross waler, 21 mm rental facing, 4 crane hooks	4000	2000	8,00	425,0	699020
	For fastening are required 4 NOEtable swivelling head (Part no. 699150) 32 Bolt M 16x30 (Part no. 313200) 4 Deck prop with min. 30 kN Capacity					

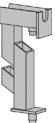


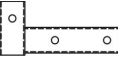


Swivelling head


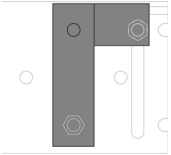





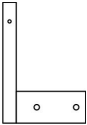
	Description	Length mm	Width mm	Height mm	Weight approx. kg	Part No.
	NOEtable swivelling head for use as a folding and lockable support attachment integrated into the deck table, only for deck tables with NOE Combi 20 primary beam (e.g. NOE standard deck tables), transport height of a deck table incl. retracted prop approx. 42 cm, loading max. 30 kN, required prop length: clear void height - 28 cm, galvanised Not usable with NOE ADS or NOEprop props				18,5	699150
	Adapter for NOEprop deck prop for use with NOEprop props / ADS props NOEtable swivelling head. 4 No. bolts M 16x40 with nut and washer, Part No. 313400 are needed. Galvanised	170	160		3,1	699010
	Bolt M 16x40 with nut and washer, galvanised Hire only! For purchase see price list for formwork and scaffold accessories.				0,1	313400










Fixing head

	Description	Length mm	Width mm	Height mm	Weight approx. kg	Part No.
	Fixing head for deck table for simple clamping of props to NOE standard deck table, load max. 30 kN, required prop length: clear void height - 48 cm, galvanised				16,2	699200



Deck table accessories for NOE standard deck table

	Description	Length mm	Width mm	Height mm	Weight approx. kg	Part No.
	Deck table tying support for tying deck tables with tie rod and Sprint nut, galvanised				1,4	922480
	Guard rail post tube 1500 mm high, tube Ø 48.3 mm, painted	1500			6,6	111500
	Guard rail post tube 1200 mm high, tube Ø 48.3 mm, rail height 1130 mm	1200			10,6	559100
	Guard rail tube holder for deck table for guard rail post tube Ø 48.3 mm, for fastening to NOE Combi 20 girders. Fastening requires 2 bolts M 16x100 (part. no. 314000), galvanised				1,8	111411
	Bolt M 16x100 with nut and washer, galvanised Hire only! For purchase see price list for formwork and scaffold accessories.				0,2	314000
	LG-W 200 plug 9 mm galvanized				0,1	890834

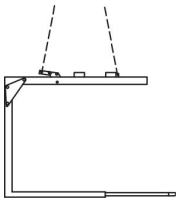
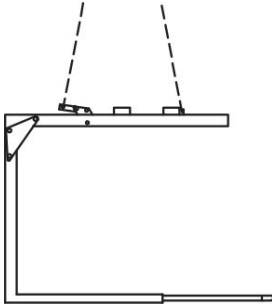
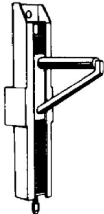

	Description	Length mm	Width mm	Height mm	Weight approx. kg	Part No.
	Crane hook for deck table for fastening to NOE Combi 20 facing support girders, galvanised For fastening are required: 1 crane hook support (Part No. 350201) 1 bolt M 16x100 (Part No. 31400) 1 safety nut M 16 (Part No. 373013) 2 bolts M 10x30 (Part No. 313200)				0,6	350200
	Crane hook support for NOE Combi 20 girder, galvanised installation requires an additional hole Ø 17 mm to be drilled				1,9	350201
	Crane suspension, retractable 2 No. bolts M16x40 (Part No. 362344 are needed to fasten it in place. Purchase only	340	110	165	5,8	350205
	Hexagonal bolt M 16x40 DIN 933, 8.8, galvanised, packaging unit 50 No.				4,5	362344
	Washer shape A 17 DIN 125, galvanised, packaging unit 250 No.				2,8	380026
	Hexagonal nut M 16 DIN 934, 8.0, galvanised, packaging unit 200 No.				6,0	370024
	Guard rail tube holder right for guard rail tubes Ø 33,7 mm two bolts M 16 x 30 (Part no. 313200) are required to attach it purchase only	390	105	270	2,9	111412
	Bolting plate for guardrail tube Ø 33.7 mm, painted to screw on 2x M16x30 (part no. 313200) are needed	380			2,1	111410








	Description	Length mm	Width mm	Height mm	Weight approx. kg	Part No.
	Guard rail tube holder left for guard rail tubes Ø 33,7 mm two bolts M 16 x 30 (Part no. 313200) are required to attach it purchase only	390	105	270	2,9	111413
	Handrail tube 1380 H 1380 mm high, tube Ø 33.7 mm, galvanised			1380	5,0	111403
	Screw nail fix for connecting H 20 timber beams to NOE Combi 20, galvanised fastening to NOE Combi 20 girders with bolts M 16x30 (Part No. 313200),				0,4	110690
	Bolt M 16x100 with nut and washer, galvanised Hire only! For purchase see price list for formwork and scaffold accessories.				0,2	314000
 	Bolt M 16x30 with nut and washer, galvanised Hire only! For purchase see price list for formwork and scaffold accessories.				0,1	313200
	Safety nut M 16 DIN 985, 8.0, galvanised, packaging unit 200 No.				6,8	373012
	Wedge clamp for connecting crossing H 20 timber beams, clamping range 80 mm, galvanised				0,8	110214
	Suspension hinged bracket scaffold on the deck table				9,1	469654

Associated products




	Description	Length mm	Width mm	Height mm	Weight approx. kg	Part No.
	Blade clamp for Ø 48-76 mm, galvanised Part No. 110722 = purchase only, Part No. 449600 = hire only				1,1	110722
	Belt with ratchet 2.5 T ratchet belt with snap hook, belt width 50 mm, in acc. with DIN EN 12195-2, Length 8000 mm (7500 + 500 mm), Only for lashing, not for lifting loads	8000			3,4	990013

Travelling device

	Description	Length mm	Width mm	Height mm	Weight approx. kg	Part No.
	Table lifting fork 5000 permissible load 1000 kg				564,0	449990
	Table lifting fork 8000 permissible load 1750 kg				1536,0	449991
	Deck table bracket load 24 kN, adjustment range 260 mm, painted				10,8	922500
	Sling rope for moving the deck table, quadruplicate, each 10 kN, L1 = 800 mm, L2 = 8500 mm purchase only				25,1	922700
	Chain hoist for moving deck table, 15 kN, 375-1500 mm				11,0	922800


	Description	Length mm	Width mm	Height mm	Weight approx. kg	Part No.
	NOEtable transfer truck	981	954	1980	98,0	867120
	Longitudinal girder	250	50	2500	18,0	867121
	Neue Artikelgruppe Cross-beam	240	48	948	6,8	867122
	LG-W 200 plug 9 mm galvanized				0,1	890834
	AR standard	2000			9,3	868003
	with spigot	3000			15,5	868005
		4000			18,1	868006
	AR O locking bar steel	900			4,0	868104
		2070			7,0	868110
	AR diagonal brace steel	2200			7,4	868218
		2810			8,9	868205

Countersunk screw

	Description	Length mm	Width mm	Height mm	Weight approx. kg	Part No.
	Countersunk bolt M 8x35 DIN 7991, 8.8, galvanised, packaging unit 200 No.				2,3	365134
	Hexagonal nut M 8 DIN 934, 8.0, galvanised, packaging unit 1000 No.				4,7	370016
	Washer shape A 8.4 DIN 125, galvanised, packaging unit 1000 No.				2,1	380018





Euro-props BD

in acc. with EN 1065, with test mark, external thread, galvanized

	Description	Length mm	Width mm	Height mm	Weight approx. kg	Part No.
	Euro-props BC 25 load 36,1-20,0 kN, dotted orange	1500- 2500			13,6	697725





Euro-props CD

in acc. with EN 1065, with test mark, external thread, galvanized

	Description	Length mm	Width mm	Height mm	Weight approx. kg	Part No.
	Euro-props CD 30 load 36,1-20,6 kN, dotted yellow	1800- 3000			17,4	697730
	Euro-props CD 30 load 36,1-20,0 kN, dotted red	2000- 3500			20,1	697735
	Euro-props CD 40 load 36,1-20,0 kN, dotted blue	2300- 4000			25,1	697740
	Euro-props CD 55 load 36,1-20,0 kN, dotted green	3000- 5500			36,8	697755

Euro-props D

in acc. with EN 1065, with test mark, external thread, load 20 kN, galvanised

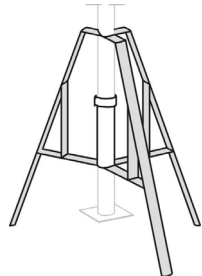







Description	Length mm	Width mm	Height mm	Weight approx. kg	Part No.
Steel tube deck prop following the approach in DIN 4424 Marking: violet hatching	1350- 2250			14,0	697422
 Euro-prop D 25 bright orange marking	1700- 2500			14,0	697525
 Euro-prop D 30 bright yellow marking	1800- 3000			15,1	697530
 Euro-prop D 35 bright red marking	2100- 3500			21,0	697535
 Euro-prop D 55 Use fork head 890560	3100- 5500			34,5	697550

Euro-props E






in acc. with EN 1065, with test mark, external thread, load 30 kN, galvanised




Description	Length mm	Width mm	Height mm	Weight approx. kg	Part No.
Steel tube deck prop Design follows DIN 4424, marking: orange hatching	850- 1450			10,1	697401
Euro-prop E 25 violet marking	1700- 2500			16,0	697425
Euro-prop E 30 magenta marking	1800- 3000			19,8	697430
Euro-prop E 35 orange marking	2100- 3500			22,0	697435
Euro-prop E 40 black marking	2350- 4000			28,1	697440

Euro-prop accessories






	Description	Length mm	Width mm	Height mm	Weight approx. kg	Part No.
	Prop folding tripod 48-80 with clip fastening suitable for all commonly available props of 48-80 mm Ø, galvanised, for hire only, not for purchase				10,5	900070
	Folding tripod 48-80 with clip fastening usable with all commonly available props of 48-80 mm Ø, galvanised				12,6	900072
	Blade clamp for Ø 48-76 mm, galvanised Part No. 110722 = purchase only, Part No. 449600 = hire only				1,1	110722
	Folding tripod 85-120 with clip fastening usable with all commonly available props of 85-120 mm Ø, galvanised				13,5	900073
	Folding tripod claw as replacement part for folding tripod 85-120 Part No. 900073, galvanised				4,8	900075
	Folding tripod claw as replacement part for folding tripod 48-80 Part No. 900072, galvanised				3,2	900074
	Belt with ratchet 2.5 T ratchet belt with snap hook, belt width 50 mm, in acc. with DIN EN 12195-2, Length 8000 mm (7500 + 500 mm), Only for lashing, not for lifting loads	8000			3,4	990013
	Pallet for deck props load 1750 kg, galvanised	835	1520	1020	64,0	697599

NOEprop

	Description	Length mm	Width mm	Height mm	Weight approx. kg	Part No.
	NOEprop 580 (D 55) extendible: 4000-5800 mm permissible load 80.5-22.2 kN Technical Approval Z - 8,312 - 918	4000- 5800			34,3	697553
	NOEprop 400 (E 40) extendible: 2200-4000 mm permissible load 161.6-34.1 kN Technical Approval Z - 8,312 - 918	2200- 4000			26,3	697552
	NOEprop 300 (T 30) extendible: 1900-3000 mm permissible load 160.6-63.9 kN Technical Approval Z - 8,312 - 918	1900- 3000			20,7	697551
	NOEprop adapter each butt joint requires 4 bolts M 16x50 8.8 DIN 933 with washer and nut (Part No. 313500)	3600 1800			17,2 9,2	697558 697559
	Bolt M 16x50 8.8 with nut and washer, galvanised Hire only! For purchase see price list for formwork and scaffold accessories.				0,1	313500





	Description	Length mm	Width mm	Height mm	Weight approx. kg	Part No.
	Adapter for NOEprop deck prop for use with NOEprop props / ADS props NOEtable swivelling head. 4 No. bolts M 16x40 with nut and washer, Part No. 313400 are needed. Galvanised	170	160		3,1	699010
	Bolt M 16x40 with nut and washer, galvanised Hire only! For purchase see price list for formwork and scaffold accessories.				0,1	313400
	Strut connection head bearing The strut connection allows to the head bearing of the light support frame. Supports such as NOEprop, ADS and BKS. The supports can be inclined up to 20 ° to the vertical formwork.	190	190	142	3,8	541060

NOEprop frame with NOEclamp

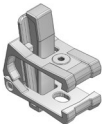

	Description	Length mm	Width mm	Height mm	Weight approx. kg	Part No.
	NOEprop frame with NOEclamp		2400	955	16,8	890886
	NOEprop frame with NOEclamp		2100	955	15,8	890890
	NOEprop frame with NOEclamp		1555	955	12,8	890885
	NOEprop frame with NOEclamp		955	777	9,5	890883

NOEprop frame without NOEclamp




to attach the support frame for supporting frame 4 NOEclamp, part no. 890850 needed

	Description	Length mm	Width mm	Height mm	Weight approx. kg	Part No.
	NOEprop frame without NOEclamp		2400	955	12,8	890871
	NOEprop frame without clamp		2100	955	11,8	890870
	NOEprop frame without NOEclamp		1555	955	9,5	890865
	NOEprop frame without NOEclamp		955	777	7,4	890863




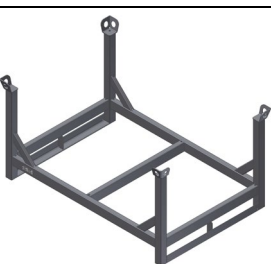
NOEprop supplementary parts

	Description	Length mm	Width mm	Height mm	Weight approx. kg	Part No.
	<p>NOEclamp If the NOEclamp be held captive to the support frame, each support frame for 4 NOEclamp following material is required: 4 NOEprop spring pin (part. no. 890852) 4 Cylindrical bolt M 8x50 (part. no. 369000) 4 Washer 10.5 (part. no. 389002) 8 Washer shape A 8.4 (part. no. 380018) 4 Hexagonal nut M 8 (part. no. 370016)</p>				0,8	890850
	NOEprop spring pin				0,0	890852

Cylindrical bolts



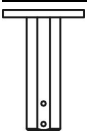

	Description	Length mm	Width mm	Height mm	Weight approx. kg	Part No.
	<p>Cylindrical bolt M 8x50 DIN 7984, 8.8, galvanised, packaging unit 200 No.</p>				4,4	369000
	<p>Washer 10.5 DIN 433, galvanised, packaging unit 1000 No.</p>				1,0	389002
	<p>Washer shape A 8.4 DIN 125, galvanised, packaging unit 1000 No.</p>				2,1	380018
	<p>Hexagonal nut M 8 DIN 934, 8.0, galvanised, packaging unit 1000 No.</p>				4,7	370016

NOEprop accessories

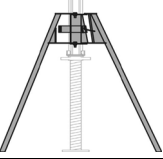
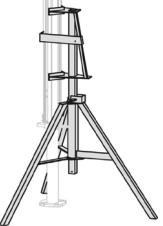
	Description	Length mm	Width mm	Height mm	Weight approx. kg	Part No.
	Folding tripod 85-120 with clip fastening usable with all commonly available props of 85-120 mm Ø, galvanised				13,5	900073
	NOEprop spanner galvanised				3,2	391900
	Fork head galvanised				4,1	110715
	Pallet for NOEprop props				68,0	697597

NOE ADS deck prop

aluminium, deck prop), Approval No. Z-8,312-826, prop class E, load 30 kN for extended lengths up to 5000 mm not for purchase, **only for hire**

	Description	Length mm	Width mm	Height mm	Weight approx. kg	Part No.
	ADS prop A extendible: 1950-2750 mm	1950- 2760			18,4	697510
	ADS prop B extendible: 2750-5000 mm	2750- 5000			28,6	697511
	Plate for aluminium prop without safety spring				2,4	890980
	Safety spring for plate for aluminium prop				0,1	912400

NOE ADS prop accessories

	Description	Length mm	Width mm	Height mm	Weight approx. kg	Part No.
	ADS folding tripod galvanised				15,4	890951
	ADS Telescopic tripod for ADS prop, galvanised for hire only				23,0	890950

Euro-props E with attached drophead

incl. 2 attachment bolts M 10x40 Part No. 311100

Description	Length mm	Height mm	Surface m ²	Weight approx. kg	Part No.
Euro-prop E 25 with attached drophead extendible: 1700-2500 mm + 360 mm			0,01	22,8	447425
Euro-prop E 30 with attached drophead extendible: 1800-3000 mm + 360 mm			0,01	26,6	447430
Euro-prop E 35 with attached drophead extendible: 2100-3500 mm + 360 mm			0,01	31,5	447435
Euro-prop E 40 with attached drophead extendible: 2350-4000 mm + 360 mm			0,01	34,9	447440

NOEprop with attached drophead

incl. 2 attachment bolts M 16x40 (Part No. 313400)

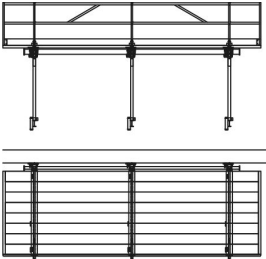
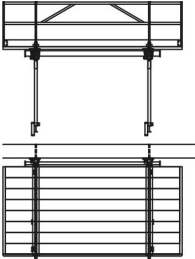
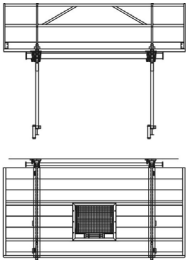
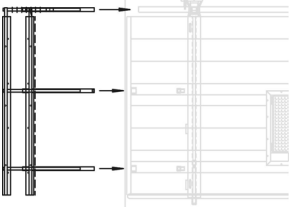
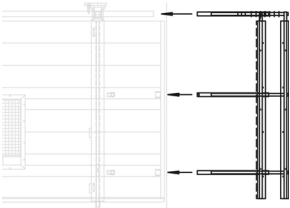

Description	Length mm	Height mm	Surface m ²	Weight kg / m ²	Part No.
NOEprop 580 (D55) with attached drophead extendible: 4000 - 5800 mm + 360 mm		5800	0,01	42,8	447553
NOEprop 400 (E40) with attached drophead extendible: 2200 - 4000 mm + 360 mm		4000	0,01	34,8	447552
NOEprop 300 (T30) with attached drophead extendible: 1900 - 3000 mm + 360 mm		3000	0,01	29,2	447551

ADS props with attached drophead


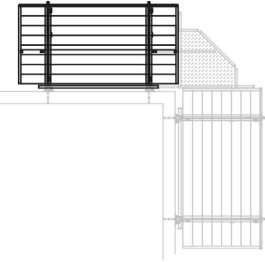
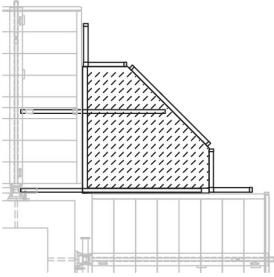
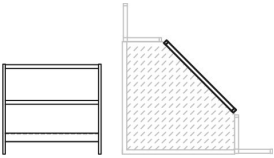
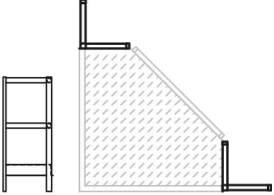

incl. 2 attachment bolts M 16x40 (Part No. 313400)


Description	Length mm	Height mm	Surface m ²	Weight approx. kg	Part No.
Prop A with attached drophead extendible: 1950-2760 mm + 360 mm			0,01	25,4	447510
Prop B with attached drophead extendible: 2750-5000 mm + 360 mm,			0,01	35,6	447511

NOE AB 300 working platform

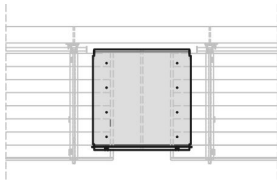
	Description	Length mm	Width mm	Height mm	Weight approx. kg	Part No.
	Working platform 6000 mm completely assembled, incl. 3 brackets, support tube, boarding (coated, 60 mm thick), guard rail (steel frame element), steel parts galvanised	6000	2200		1030,0	557250
	Working platform 4000 mm completely assembled, incl. 2 brackets, support tube, boarding (coated, 60 mm thick), guard rail (steel frame element), steel parts galvanised	4000	2200		652,0	557252
	Working platform with hatch 4000 mm with hatch to lower platform, attachment of an external corner or extension possible, completely assembled, steel parts galvanised, incl. 2 brackets, support tube, boarding (coated, 60 mm thick), guard rail (steel frame element), steel parts galvanised	4000	2200		758,0	557254
	Extension left only for working platform with hatch, extension 200-500 mm in 50-mm module		200-500		39,3	557270
	Extension right only for working platform with hatch, extension 200-500 mm in 50-mm module		200-500		39,3	557268
	Boarding for extension pine 21 mm, indicate extension length when ordering				55,6	557272

NOE AB 300 corner solutions

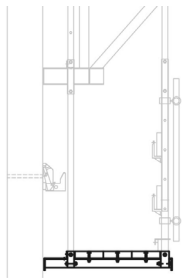
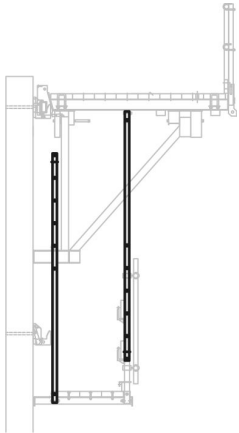
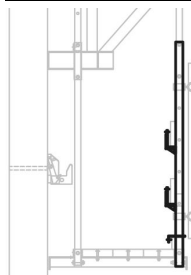
	Description	Length mm	Width mm	Height mm	Weight approx. kg	Part No.
	Internal corner working platform 6000 mm used as left or right internal corner, completely assembled, steel parts galvanised, incl. 3 brackets, support tube, Boarding (coated, 60 mm thick), Guard rail 4000 mm long (steel frame element)	6000	2200		970,0	557266
	External corner working platform 4000 mm an external corner left or right can be attached completely assembled, incl. 2 brackets, support tube, boarding (coated, 60 mm thick), guard rail (steel frame element), steel parts galvanised	4000	2200		720,0	557256
	External corner unit can be inserted into a working platform for external corner 4000 mm (Part No. 557256), Working platform with hatch 4000 mm (Part No. 557254), usable as left or right, steel parts galvanised, consisting of: 1 steel boarding 1 slot-in tube 1650 mm 1 slot-in tube 2050 mm are additionally required: 3 spring pins (Part No. 555990), 1 guard rail I (Part No. 557222), 2 guard rails II (Part No. 557223)	1400	1400		115,0	557262
	Guard rail I for external corner unit can be inserted into external corner unit, galvanised				20,4	557222
	Guard rail II for external corner unit can be inserted into external corner unit, each external corner unit requires 2 No., galvanised				20,9	557223
	Spring pin 12x80 mm, galvanised				0,1	555990





	Description	Length mm	Width mm	Height mm	Weight approx. kg	Part No.
	Bottom bearing stabilizer AB 300 galvanised				4,6	557246

NOE AB 300 connecting platform

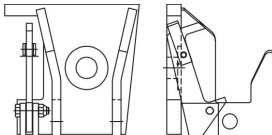
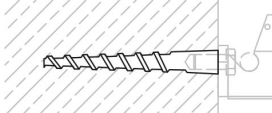





	Description	Length mm	Width mm	Height mm	Weight approx. kg	Part No.
	Connecting platform for bridging up to 1000 mm, incl. guard rail, steel parts galvanised	1800	1845		186,6	557264


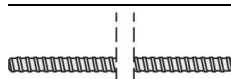
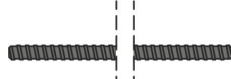
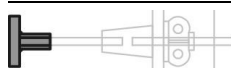





Lower platform

	Description	Length mm	Width mm	Height mm	Weight approx. kg	Part No.
	Lower platform completely assembled, with boarding, steel parts galvanised purchase only	6000 4000	970 970		314,0 186,0	557260 557258
	Suspension tube for connecting the lower platform with the working platform, galvanised purchase only	4500 2750			19,7 12,0	557215 557214
	guard rail galvanised purchase only	1765			8,7	557221











	Description	Length mm	Width mm	Height mm	Weight approx. kg	Part No.
	Hexagonal bolt M 16x100 DIN 931, 8.8, galvanised, packaging unit 25 No.				4,7	360264
	Hexagonal nut M 16 DIN 934, 8.0, galvanised, packaging unit 200 No.				6,0	370024
	Washer shape A 17 DIN 125, galvanised, packaging unit 250 No.				2,8	380026
	Bolt M 16x100 with nut and washer, galvanised Hire only! For purchase see price list for formwork and scaffold accessories.				0,2	314000
	Bolt M 16x80 with nut and washer, galvanised Hire only! For purchase see price list for formwork and scaffold accessories.				0,2	313900
	Bolt M 16x60 10.9 With nut Hire only! For purchase see price list for formwork and scaffold accessories.				0,2	313600
	Scaffold tube 48.3 X 3.25 mm, DIN EN 39, galvanised	6000 5500 5000 4500 4000 3500 3000 2500 2000 1500 1000			30,4 24,2 22,0 19,8 17,6 15,4 13,2 11,0 8,8 6,6 4,4	506000 505500 505000 504500 504000 503500 503000 502500 502000 501500 501000
	Coupler 48/60 EN 74-2, swivelling, galvanized				1,8	510600
	Guard rail board	6000 4000			27,6 18,3	557225 557224
	Board	6000 4000			10,4 6,9	557227 557226


NOE AB 300 suspension hook

	Description	Length mm	Width mm	Height mm	Weight approx. kg	Part No.
	Suspension hook I for anchor bolt, scaffold bolt M 36, tie cone, galvanised				14,1	557217
	Anchor bolt M 36x430 for bolt M 36				4,2	811900
	Bolt M 36x60 8.8 galvanised				0,5	318200
	Plastic tube Ø 42 mm	lfm			0,5	692910
	Plug SFL 42 black packaging unit 250 No.				1,3	693910
	Nail plate for anchor bolt M 36 reusable, steel, unscrewing the nail plate requires a half- inch ratchet spanner, square 13/13				0,3	811992
	Socket M 36 wrench, SW 46, 1" drive				0,6	811911
	Square insert M 36 for socket M 36 Part No. 811911 for releasing screw anchor, Part No. 811900				0,7	811905
	Scaffold bolt M 36 with waling plate 100x100x20 and hexagonal nut, length = wall thickness, other dimensions on request	400 350 300 250 240 220 200 180 150			5,6 5,0 5,0 4,2 4,2 4,2 4,2 4,2 4,2	461907 312680 312670 312660 312650 312640 312630 312620 312610


	Description	Length mm	Width mm	Height mm	Weight approx. kg	Part No.
	Tie cone cone 2-part, permissible tensile force 90 kN (in acc. with DIN 18216), Minimum wall thickness 300 mm	110			0,6	686900
	Tie rod Ø 15 mm part no. 67 ... with length in mm added, galvanised				1,47/m	67
	Tie rod Ø 15 mm part no. 76 ... with length in mm added, ungalvanised				1,47/m	76
	Counterplate lost installation part				1,9	557213
	Sprint nut galvanised	80	80	60	0,7	680580
	Steel cone For use as removable cone				1,5	557212
	Bolt Tr 26x55 SW 55, galvanised	60			0,6	822400
	Nail plate for tie cone with tie rod thread, Ø 15 mm, for tie cone (Part No. 686900)				0,0	811991
	Spanner for nailing plate for nail plate with tie cone (Part No. 811991)				0,4	466712

NOE retracting device (purchase only)




	Description	Length mm	Width mm	Height mm	Weight approx. kg	Part No.
	Support tube for panel galvanised		100	3012	39,2	557234
	Runner galvanised	1620	340		52,5	557243
	Wheel flange plate galvanised	50	122	170	1,3	557241
	Wheel flange roller				0,1	557244
	Bottom spindle mount galvanised	150	80	76	3,3	557237
	Spindle galvanised	54	54	310	3,3	557238
	Guide roller		45		0,2	557245
	Front safety fastening galvanised	195	340	140	4,1	557239
	Back fixing galvanised	270	62	60	1,2	557233
	Bolts for AB 300 clamp pocket and AB 300 spindle pocket	190			0,6	557232

	Description	Length mm	Width mm	Height mm	Weight approx. kg	Part No.
	Fastening bow for NOEtop galvanised	401	138	172,5	3,5	557242


Hex-head bolt DIN 933

	Description	Length mm	Width mm	Height mm	Weight approx. kg	Part No.
	Hexagonal bolt M 16x40 DIN 933, 8.8, galvanised, packaging unit 50 No.				4,5	362344


Hex-head bolt DIN 931

	Description	Length mm	Width mm	Height mm	Weight approx. kg	Part No.
	Hexagonal bolt M 20x100 DIN 931, 8.8, galvanised, packaging unit 25 No.				7,6	360366
	Hexagonal bolt M 20x120 DIN 931, 8.8, galvanised, packaging unit 25 No.				8,8	360370
	Hexagonal bolt M 20x140 DIN 931, 8.8, galvanised, packaging unit 25 No.				10,0	360374




Hexagonal nuts

	Description	Length mm	Width mm	Height mm	Weight approx. kg	Part No.
	Hexagonal nut M 16 DIN 934, 8.0, galvanised, packaging unit 200 No.				6,0	370024

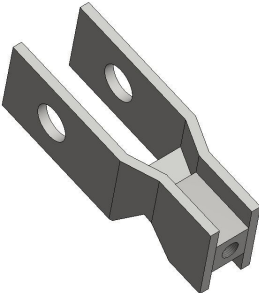
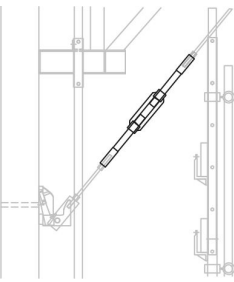
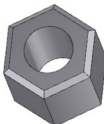
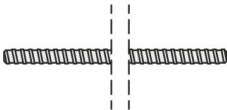

Safety nut

	Description	Length mm	Width mm	Height mm	Weight approx. kg	Part No.
	Safety nut M 20 DIN 985, 8.0, galvanised, packaging unit 100 No.				6,5	373016



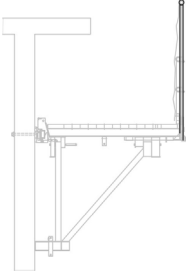
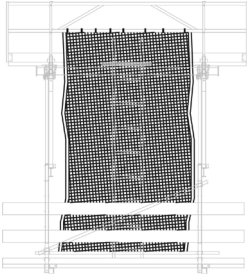


Plain washer

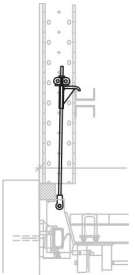





	Description	Ø mm	Width mm	Height mm	Weight approx. kg	Part No.
	Washer shape A 17 DIN 125, galvanised, packaging unit 250 No.	17,0			2,8	380026
	Washer shape A 21 DIN 125, galvanised, packaging unit 250 No.	21,0			4,3	380030
	Shaft safety ring A 15 DIN 471, galvanised, packaging unit 1000 No.				1,0	389004

Safety device for wind loads


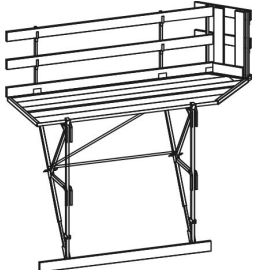
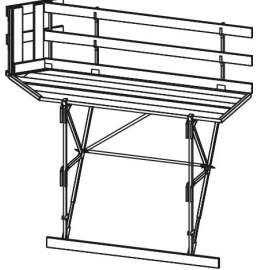
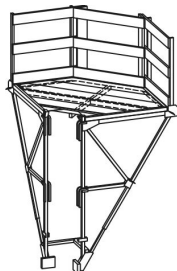
	Description	Length mm	Width mm	Height mm	Weight approx. kg	Part No.
	Fork each fastening requires 2 No and 2 bolts M 24x160 (Part No. 318100)	210	70		2,4	557219
	Bolt M 24x160 grade 10.9, with nut and washer, each connection point requires 2 No., black				0,7	318100
	Tension tying spindle each fastening requires 1 No., and 4 hexagonal nuts (Part No. 680900)				9,8	557208
	Hexagonal nut 30 with standard tie rod internal thread galvanised	30			0,1	680900
	Tie rod Ø 15 mm part no. 67 ... with length in mm added, galvanised	400			1,47/m 0,6	67 670400
	Belt with ratchet 2.5 T ratchet belt with snap hook, belt width 50 mm, in acc. with DIN EN 12195-2, Length 8000 mm (7500 + 500 mm), Only for lashing, not for lifting loads	8000			3,4	990013

Accessories



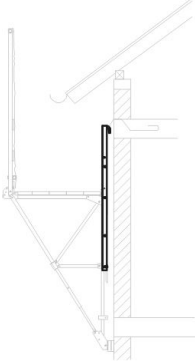
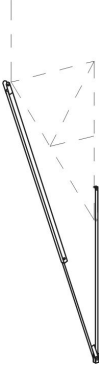


	Description	Length mm	Width mm	Height mm	Weight approx. kg	Part No.
	Handrail clamp 1.00 m clamping range 50 to 400 mm, range of application up to 40 m above ground, max. spacing 2.00 m, galvanised, Hire only!				7,2	90050
	Guard rail clamp 1.40 m clamping range 30-820 mm, galvanised				14,2	90052
	Guard rail extension for protection net incl. spring pins 12x80 mm (Part no. 555900), a 6000 mm long platform requires 3 extensions, for a 4000 mm long platform 2 extensions are required, galvanised				13,3	557220
	Safety net with continuous edge rope and integral belt quick-release fastener at a distance of 1000 mm, mesh size 100x100 mm, approved by BG Bau.	10000	2000		7,3	556190
		5000	2000		3,7	556180
	purchase only					
	Scaffold tube 48.3 X 3.25 mm, DIN EN 39, galvanised	6000			30,4	506000
		4000			17,6	504000
	Wedge clamping collar for inserting into the guard rail extension, for fastening scaffold tubes, galvanised				1,1	556170

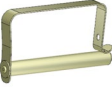
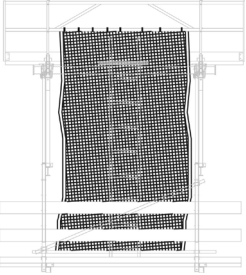





	Description	Length mm	Width mm	Height mm	Weight approx. kg	Part No.
	Formwork safety restraint for beam formwork if a travelling device is not used, complete, incl. bolt per climbing bracket for safety in windy conditions by connecting the wall formwork to the climbing bracket				2,8	557216
	Tube spanner SW 55 for scaffold bolt M 36, hexagonal bolt M 36x60, bolt Tr 26				1,2	390355
	Tube spanner SW 36 for bolt Tr 26x5				0,7	390350
	Pipe-head shaped key SW 32 for tie cone SW 32 (Part No. 686900)				1,6	394901
	Key for steel cone for the removal of steel cones (Part No. 557212) and nail plates (Part No. 811991)				1,2	811920
	Open spanner SW 36 for i=tightening/releasing the M 24 bolts providing wind restraint				0,4	390900
	Bottom bearing stabilizer AB 300 galvanised				4,6	557246


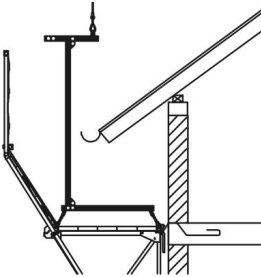
Scaffold units

	Description	Length mm	Width mm	Height mm	Weight approx. kg	Part No.
	Scaffold units	5000	1400		393,0	556950
	completely assembled in acc.	4000	1400		293,0	556940
	with AuV NOE hinged	3500	1400		273,0	556935
	walkway bracket scaffold,	3000	1400		250,0	556930
	steel parts galvanised	2500	1400		225,0	556925
		2000	1400		210,0	452325
	Bracket corner left completely assembled in acc. with AuV NOE hinged walkway bracket scaffold, steel parts	2800	1400		329,0	556917
	Bracket corner right completely assembled in acc. with AuV NOE hinged walkway bracket scaffold, steel parts	2800	1400		329,0	556918
	Corner unit unassembled, consisting of: 2 folding brackets 1 coupling piece Boarding frame with installed boards 2 guard rails 2 board holders 11 guard rail boards and all assembly and connection parts, steel parts galvanised. Each corner unit also requires 6 flat-headed bolts M 8x130 with nut and washer	375	375		300,0	556999




Hinged NOE walkway bracket scaffold accessories

	Description	Length mm	Width mm	Height mm	Weight approx. kg	Part No.
	Bridging platform for covering the openings between scaffold units, each bridging platform requires 4 guard rail holders	3000	1220		125,0	556915
	Guard rail holder for bridging platform, guard rail boards inserted on site, galvanised				2,8	556916
	Mounting extension for 460 or 910 mm deeper suspension of scaffold units at projecting roofs, galvanised				34,7	556160
	Base extension for use at building openings. From suspension point to base point extendible from 2650 mm up to 4050 mm, incl. 5 hexagonal bolts M 12x90, each bracket requires 1 extension, self-locking, galvanised				41,6	556110
	Bolt M 12x90 DIN 601 Hire only! For purchase see price list for formwork and scaffold accessories.				0,2	311600
	Guard rail extension for roof work. Each bracket requires 2 guard rail extensions. 4 spring pins are required per bracket if the extension with the long leg in used below, galvanised				15,1	556100


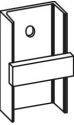
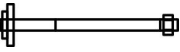





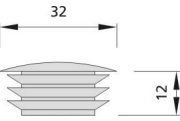


	Description	Length mm	Width mm	Height mm	Weight approx. kg	Part No.
	Spring pin 12x80 mm, galvanised				0,1	555990
	Safety net	10000	2000		7,3	556190
	with continuous edge rope and integral belt quick-release fastener at a distance of 1000 mm, mesh size 100x100 mm, approved by BG Bau.	5000	2000		3,7	556180
	purchase only					
	Scaffold tube	5500			24,2	505500
	48.3 X 3.25 mm, DIN EN 39, galvanised	5000			22,0	505000
		4500			19,8	504500
		4000			17,6	504000
		3500			15,4	503500
		3000			13,2	503000
		2500			11,0	502500
		2000			8,8	502000
	1500			6,6	501500	
	1000			4,4	501000	
	Coupler 48/48 EN 74-1, swivelling, galvanized				1,3	510300
	Coupler 48/60 EN 74-2, swivelling, galvanized				1,8	510600
	Wedge clamping collar for inserting into the guard rail extension, for fastening scaffold tubes, galvanised				1,1	556170
	Handrail clamp 1.00 m clamping range 50 to 400 mm, range of application up to 40 m above ground, max. spacing 2.00 m, galvanised, Hire only!				7,2	900050

	Description	Length mm	Width mm	Height mm	Weight approx. kg	Part No.
	Guard rail clamp 1.40 m clamping range 30-820 mm, galvanised				14,2	900052
	Lifting device hinged scaffold for moving walkway bracket scaffolds under projecting roofs, load for reach lifting device 4.1 kN, moving a scaffold unit requires 2 No., galvanised. purchase only, not for hire				31,6	557100

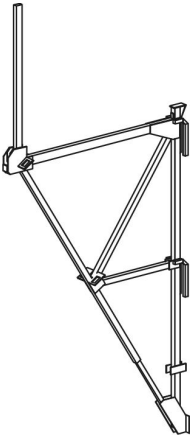


Flat-headed bolt

	Description	Length mm	Width mm	Height mm	Weight approx. kg	Part No.
	Flat-headed bolt M 8x130 DIN 603, 4.6, galvanised, packaging unit 100 No				6,2	364112
	Hexagonal nut M 8 DIN 934, 8.0, galvanised, packaging unit 1000 No.				4,7	370016
	Washer shape A 8.4 DIN 125, galvanised, packaging unit 1000 No.				2,1	380018

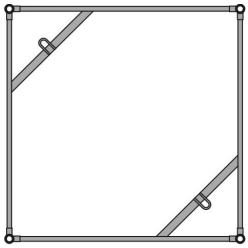
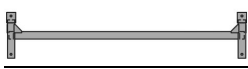


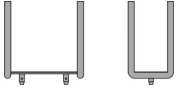


Anchor

	Description	Length mm	Width mm	Height mm	Weight approx. kg	Part No.
	Suspension hook Ø 10/100 BST 420 S, for suspending the walkway bracket scaffold, ungalvanised, 2 No. are required for each suspension point				1,2	556140
	Suspension shoe for suspension of walkway bracket scaffold, hole Ø 32 mm, anchorage in the deck slab or concrete wall, galvanised.				7,1	556120
	Scaffold bolt M 27	350			3,2	312570
	incl. hexagonal nut, length to	300			3,2	312560
	suit wall thickness, galvanised.	250			3,1	312550
		240			3,2	312540
		220			2,8	312530
		200			2,8	312520
		180			2,8	312510
	150			2,8	312500	
	Spacer washer for M 27 Ø 30/50 mm, 4 mm thick, DIN 126, galvanised Hire only! For purchase see price list for formwork and scaffold accessories.				0,1	317700
 	Anchor sleeve Ø 26.5 for DYWIDAG bolts, in acc. with approval No. Z-21.6- 1744, galvanised	220			0,1	810252
 	Anchor bolt Ø 26.5 for anchor sleeve Ø 26.5 mm, clamp length 200 mm, SW 46, in acc. with approval No. Z- 21.6-1744, galvanised	230			1,4	810254
 	PVC plastic plugs for hole Ø 28 mm, anchor cap for sealing anchor bolt holes of the anchor sleeve Ø 26.5 mm, Part No. 810252, with fins, domed head, Ø 32 mm, colour mousy grey [693406]=50 pieces			12	0,1	693406
	Tube spanner SW 41/46 for anchor bolt Ø 26.5 mm				0,8	394500

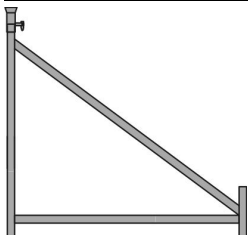
Walkway bracket scaffold, individual parts





	Description	Length mm	Width mm	Height mm	Weight approx. kg	Part No.
	Folding bracket single, galvanised				51,0	556000
	Clip required if the folding bracket is used singly. Each bracket requires 1 clip, galvanised				0,2	911500
	Spring pin 12x80 mm, galvanised				0,1	555990

NOE ST 200 base frame / head frame


	Description	Length mm	Width mm	Height mm	Weight approx. kg	Part No.
	Base frame For stacking tower, galvanised	1500	1500	300	25,6	890460
	Base plate For stacking tower, deck table and stair tower, galvanised	1500		300	7,2	890470
	Spindle Tr 38x6 For base frame and base plate complete with adjustment screw, galvanised			60-435	4,2	890480
	ST 200 spindle With head plate inclinable by 4.5° in any direction, galvanised			60-435	5,1	890482
	Fork head For spindle, incl. spring pin, galvanised				2,4	890560
	Head plate incl. M16x70, galvanised				3,5	890510
	Belt with ratchet 2.5 T ratchet belt with snap hook, belt width 50 mm, in acc. with DIN EN 12195-2, Length 8000 mm (7500 + 500 mm), Only for lashing, not for lifting loads	8000			3,4	990013

NOE ST 200 frame

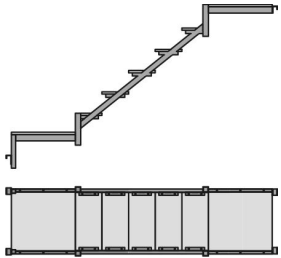
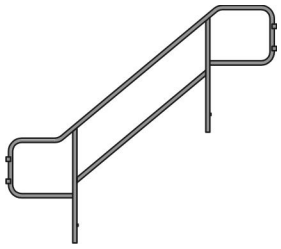
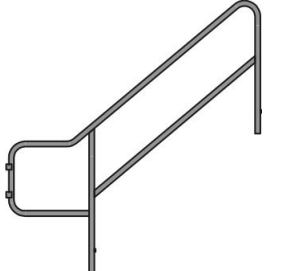
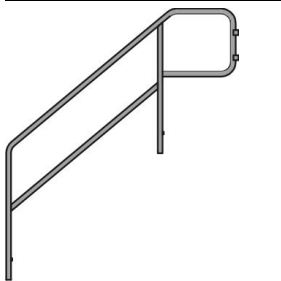
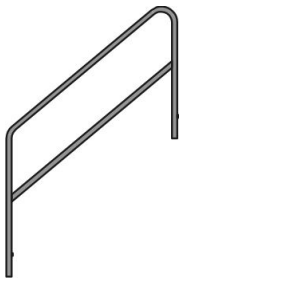

	Description	Length mm	Width mm	Height mm	Weight approx. kg	Part No.
	Frame galvanised		1500	1400	19,1	890490
			1500	1050	16,9	890491
			1500	700	15,0	890500

	Description	Length mm	Width mm	Height mm	Weight approx. kg	Part No.
	Cap For connecting in a stacking tower, galvanised				0,9	890570
	Rod For height compensation in deck table and stair tower, galvanised			1400	6,1	890520
				1050	4,6	890521
				700	3,0	890530
	Telescope rail Size I Extendible 2000-2860 mm (inner tube marked green) For diagonal and horizontal connection in deck table and stair tower, incl. Spring pin, outer tube (marked blue), galvanised	max. 2860			8,4	890540
	Telescope rail Size II Ext. length 2500-3310 mm (Inner tube red marking) For diagonal and horizontal connection in deck table and stair tower, incl. Spring pin, outer tube (marked blue), galvanised	max. 3310			9,4	890550

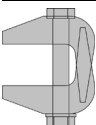
Accessories

	Description	Length mm	Height mm	Width mm	Weight approx. kg	Part No.
	Roller for moving formwork after stripping, load max. 10 kN, rotating, galvanised		1845		20,0	890370

Steps

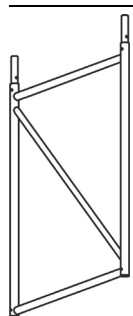
	Description	Length mm	Height mm	Width mm	Weight approx. kg	Part No.
	Step element System height 1400 mm, rise 200 mm, going 250 mm, incl. 2 safety pins and 2 spring pins, for guard rail, step surface aluminium warded plate, steel parts galvanised				51,4	890700
	External guard rail galvanised				21,0	890730
	External guard rail Top exit, galvanised				15,6	890731
	External guard rail Bottom exit, galvanised				16,0	890732
	Internal guard rail galvanised				11,8	890720
	End guard rail galvanised				9,0	890710

Accessories / Associated products

	Description	Length mm	Width mm	Height mm	Weight approx. kg	Part No.
	Girder clamp P 35 Clamping range 16- 41 mm, permissible load 2.5 kN, unloading 50 mm, galvanised				1,2	456205

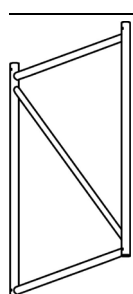
LG-W 200 column

with pipe connector, screwed

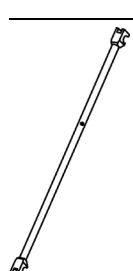
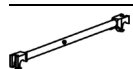
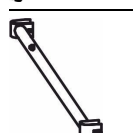
	Description	Length mm	Width mm	Height mm	Weight approx. kg	Part No.
	LG-W 200 column		1090	1500	23,6	890815
	connection of the column at each rod by 2 LG-W 200 plugs (Part No. 890834)		1090	1360	23,0	890813
			1090	750	16,3	890811

LG-W 200 column



without pipe connector

	Description	Length mm	Width mm	Height mm	Weight approx. kg	Part No.
	LG-W 200 column		1090	1500	21,8	890814
	connection of the column at each rod by tube connector (Part No. 890828) and 2 LG-W 200 plugs (Part No. 890834)		1090	1360	22,1	890812
			1090	750	14,5	890810






LG-W 200 diagonals



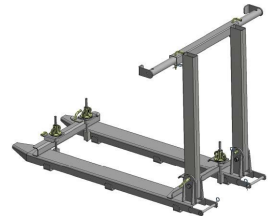
	Description	Length mm	Width mm	Height mm	Weight approx. kg	Part No.
	LG-W 200 diagonal	1600			5,4	890818
		1200			4,3	890816
	LG-W 200 stiffening		1090		3,8	890822
	LG-W 200 diagonal		1540		5,9	890826

LG-W 200 Head / foot spindle











	Description	Length mm	Width mm	Height mm	Weight approx. kg	Part No.
	LG-W 200 head spindle 160 Max. spindle extension 250 mm				7,5	890830
	LG-W 200 base spindle Max. spindle extension 250 mm				6,8	890831




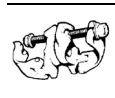
LG-W 200 accessories

	Description	Length mm	Width mm	Height mm	Weight approx. kg	Part No.
	LG-W 200 tube connector				0,9	890828
	LG-W 200 bolt M 10x60 With nut and washer Hire only! For purchase see price list for formwork and scaffold accessories				0,0	890835
	LG-W 200 plug 9 mm galvanized				0,1	890834
	LG-W 200 Mounting base for shoring	580	1090		9,0	890840
	Belt with ratchet 2.5 T ratchet belt with snap hook, belt width 50 mm, in acc. with DIN EN 12195-2, Length 8000 mm (7500 + 500 mm), Only for lashing, not for lifting loads	8000			3,4	990013








	Description	Length mm	Width mm	Height mm	Weight approx. kg	Part No.
	LG-W 200 ladder	1650	430	135	4,5	890819
	LG-W 200 Transfer truck Transfer truck for LG-W 200 towers, painted the 890803 fork mount is also required	1800	1850	1280	225,0	890802
	LG-W 200 Fork mount	1600	1160	1140	91,0	890803













NOE AR mobile scaffold

	Description	Length mm	Width mm	Height mm	Weight approx. kg	Part No.
	FG castor 7 kN, braked				7,8	868450
	AR collar				1,4	868030
	AR collar long				2,2	868031
	AR standard with spigot	4000			18,1	868006
		3000			15,5	868005
		2500			13,5	868004
		2000			9,3	868003
		1000			6,4	868001
	AR O locking bar steel	2070			7,0	868110
		1090			4,0	868106
	AR diagonal brace steel	2810			8,9	868205
		2250			7,0	868202
	AR O toe board	2070	150		4,3	868164
		1090	150		2,5	868161
	wood					
	AR O steel deck steel	2070	320		16,0	868305
	AR O access deck Aluminium	2070	610		17,7	868336
	AR lynch pin for tubes Ø 12 mm				0,1	868021









	Description	Length mm	Width mm	Height mm	Weight approx. kg	Part No.
	AR platform access ladder 7 rungs				8,7	868340
	AR spindle fixture with wedge head				2,0	868044
	Scaffold tube 48.3 X 3.25 mm, DIN EN 39, galvanised	2500			11,0	502500
	Coupler 48/48 EN 74-1, swivelling, galvanized				1,3	510300


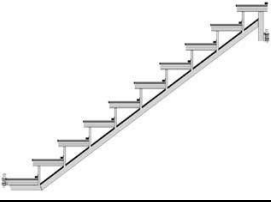







NOE AR modular stair tower

	Description	Length mm	Width mm	Height mm	Weight approx. kg	Part No.
	AR base spindle 60 Solid, no adjuster, max. spindle travel 410 mm				6,7	868043
	AR TG spindle holder				0,8	868055
	AR standard Standard LW, steel, 2.21 m with 5 rosettes	2210			10,0	868015
	AR O locking bar steel	2570 1400			8,5 5,0	868111 868108
	AR diagonal brace steel	3180 2400			9,5 7,5	868206 868203
	AR steps Aluminium, steps class B in acc. with EN 12811-1 O-version 2.0 kN/m ² , riser 220 mm	2570	640	2000	29,2	868420
	AR stair internal guard-rail Steel, galvanised Rules for dog-leg stairs			2000 1500	13,5 11,5	868425 868427







	Description	Length mm	Width mm	Height mm	Weight approx. kg	Part No.
	AR lynch pin for tubes Ø 12 mm				0,1	868021
	AR O steel deck steel	2570	320		18,9	868306
	AR standard with spigot	1000			6,4	868001
	AR guard rail posts For continuous protection at the top of the stairs			1300	6,1	868430
	AR O locking bar As continuous protection at the top of the stairs with wedge head and U-fork	1900			7,8	868431
	AR crane eye				3,5	868451
	ZB scaffold anchor	950			3,7	868441
	Scaffold tube 48.3 X 3.25 mm, DIN EN 39, galvanised	3500			15,4	503500
	Coupler 48/48 EN 74-1, swivelling, galvanized				1,3	510300
	Coupler 48/48 rigid EN 74-1, rigid, galvanized				1,3	510310
	Scaffold eye bolt 12x120 mm				0,0	868445
	Dowel Fi S14 ROE 100 25 No				0,4	868446

NOE AR site stair tower 200

	Description	Length mm	Width mm	Height mm	Weight approx. kg	Part No.
	AR base spindle 80 Reinforced				4,9	868041
	AR collar				1,4	868030
	AR collar long				2,2	868031
	AR spindle fixture with wedge head				2,0	868044
	AR standard	4000			18,1	868006
	with spigot	2000			9,3	868003
		1000			6,4	868001
	AR lynch pin for tubes Ø 12 mm				0,1	868021
	AR O locking bar steel	2570			8,5	868111
		1090			4,0	868106
	AR O locking bar To cover gap in deck	1090			9,0	868410

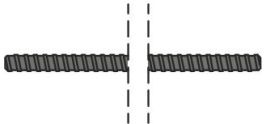
	Description	Length mm	Width mm	Height mm	Weight approx. kg	Part No.
	AR diagonal brace	3180			9,5	868206
	steel	2250			7,0	868202
	AR O stair stringer 200 10 steps				28,4	868400
	AR O steel deck steel	1090	320		9,4	868301
	AR crane eye				3,5	868451
	ZB scaffold anchor	950			3,7	868441
	Coupler 48/48 EN 74-1, swivelling, galvanized				1,3	510300
	Coupler 48/48 rigid EN 74-1, rigid, galvanized				1,3	510310
	Scaffold eye bolt 12x120 mm				0,0	868445
	Dowel Fi S14 ROE 100 25 No				0,4	868446

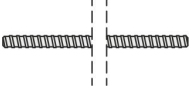

NOE AR framework for NOEtable transfer truck

	Description	Length mm	Width mm	Height mm	Weight kg / m ²	Part No.
	AR standard	2000			9,3	868003
	with spigot	3000			15,5	868005
		4000			18,1	868006
	AR O locking bar	900			4,0	868104
	steel	2070			7,0	868110
	AR diagonal brace	2200			7,4	868218
	steel	2810			8,9	868205
	Longitudinal girder	250	50	2500	18,0	867121
	Neue Artikelgruppe Cross-beam	240	48	948	6,8	867122
	LG-W 200 plug 9 mm galvanized				0,1	890834

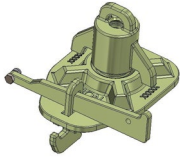

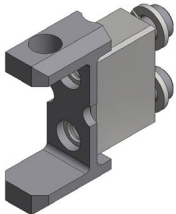

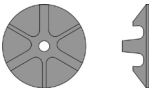



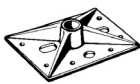

Tie rod Ø 15 mm





Rods, core Ø 15 mm, external Ø 17 mm, permissible tensile load 90 kN (in acc. with DIN 18216).

	Description	Length mm	Width mm	Height mm	Weight approx. kg	Part No.
	Tie rod Ø 15 mm	500			0,7	760500
	ungalvanised	600			0,8	760600
		750			1,1	760750
		950			1,3	760950
		1000			1,4	761000
		1250			1,8	761250
		1500			2,1	761500
		1750			2,5	761750
		2000			2,8	762000
		2250			3,2	762250
		2500			3,5	762500
		2750			3,9	762750
		3000			4,2	763000
		3250			4,6	763250
		3500			4,9	763500
		3750			5,3	763750
		4000			5,6	764000
		4250			6,0	764250
		4500			6,3	764500
		4750			6,7	764750
	5000			7,0	765000	
	5250			7,4	765250	
	5500			7,7	765500	
	5750			8,1	765750	
	6000			8,4	766000	
	6250			8,8	766250	
	6500			9,1	766500	
	6750			9,5	766750	
	7000			9,8	767000	
	7250			10,2	767250	
	7500			10,5	767500	






	Description	Length mm	Width mm	Height mm	Weight approx. kg	Part No.
	Tie rod Ø 15 mm	300			0,4	670300
	capped, galvanised	400			0,6	670400
		500			0,7	670500
		600			0,8	670600
		750			1,1	670750
		950			1,4	670950
		1000			1,4	671000
		1250			1,8	671250
		1500			2,1	671500
		1750			2,5	671750
		2000			2,8	672000
		2250			3,2	672250
		2500			3,5	672500
		2750			3,9	672750
		3000			4,2	673000
		3250			4,6	673250
		3500			4,9	673500
		3750			5,3	673750
		4000			5,7	674000
		4250			6,0	674250
	4500			6,4	674500	
	4750			6,7	674750	
	5000			7,1	675000	
	5250			7,4	675250	
	5500			7,8	675500	
	5750			8,1	675750	
	Rod with tie rod thread and end plate	1000	80	15	2,9	117242

Tie rod nut for tie rods Ø 15 mm

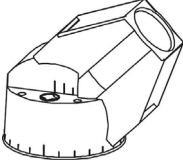

	Description	Length mm	Width mm	Height mm	Weight approx. kg	Part No.
	NOEtop EinsA Fixlager Support plate on the positioning side of the formwork, use with large panels NOEtop with integrated reinforcement, allows unilateral clamping with Schwupp tension rod Ø 15mm, galvanized	168	120		2,7	680045
	NOE EinsA magnetic bearings Magnetization / grade N35 NiCuNi coating Holding force approx. 35 kg Max. Operating temperature 80 ° C	182	119	133	2,8	680060
	NOEtop EinsA Distance compensation				0,8	680052
						
	Sprint nut galvanised	80	80	60	0,7	680580
	Plate nut Ø 130 mm, galvanised				0,9	680590
	Hexagonal nut 60 with standard tie rod internal thread galvanised	60			0,3	681000
	Hexagonal nut 30 with standard tie rod internal thread galvanised	30			0,1	680900
	Waling plate with wing nut bearing area 140x100 mm, galvanised	100	140		1,4	691700
	Waling plate hole Ø 32 mm, forged, galvanised,	200	140		1,7	691200
	Waling plate pressed, hole Ø 20 mm, galvanised	120	120		1,1	691400

	Description	Length mm	Width mm	Height mm	Weight approx. kg	Part No.
	Square nut weldable	60			0,3	681300
	Tie rod coupler nut Ø 15 mm A/F size 30, permissible tensile force 90 kN, galvanised	105			0,5	684000
	Screw base for tie-rod Ø 15 mm, hole Ø 17 mm, weldable, permissible. tensile load 70 kN				0,4	117240
	Triangle tying plate permissible tensile force 64 kN				3,1	682500


Cones for tie rods Ø 15 mm

	Description	Length mm	Width mm	Height mm	Weight approx. kg	Part No.
	Tie cone cone 2-part, permissible tensile force 90 kN (in acc. with DIN 18216), Minimum wall thickness 300 mm	110			0,6	686900
	Tie cone conical plastic shell				0,1	686901
						
	Tie cone steel insert				0,6	686902
	Nail plate for tie cone with tie rod thread, Ø 15 mm, for tie cone (Part No. 686900)				0,0	811991
	Waterstop Ø 65 mm, permissible tensile force 90 kN Each waterstop requires 2 waterstop connection couplers, Part No. 682203	112			0,6	682202
	Waterstop coupler 2 pieces are required per waterstop coupler material PE				0,0	682203






Angle cone

	Description	Length mm	Width mm	Height mm	Weight approx. kg	Part No.
	Angle cone 2-part, complete The angle cone removal tool (Part No. 690001) is necessary for its removal.				0,1	690000
	Angle cone removal tool is necessary for the removal of the angle cone (Part No. 690000)				1,1	690001

Formwork joint tape

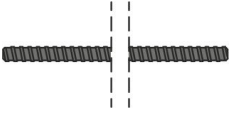
	Description	Length mm	Width mm	Height mm	Weight approx. kg	Part No.
	PU formwork joint tape PU, 19 x 6 mm, 10 m roll	10000	19	6	0,1	840492

Tools for tie rod Ø 15 mm

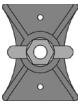

	Description	Length mm	Width mm	Height mm	Weight approx. kg	Part No.
	Spanner SW 30				0,5	394300
	Extension tube for spanner, SW 30	600			1,1	394400
	Pipe-head shaped key SW 32 for tie cone SW 32 (Part No. 686900)				1,6	394901
	Key for steel cone for the removal of steel cones (Part No. 557212) and nail plates (Part No. 811991)				1,2	811920
	Spanner for nailing plate for nail plate with tie cone (Part No. 811991)				0,4	466712

Tie rod Ø 20 mm





Not weldable! Observe approval document information! Core Ø 20 mm, external Ø 22.5 mm permissible tensile load 150 kN (in acc. with DIN 18216),

	Description	Length mm	Width mm	Height mm	Weight approx. kg	Part No.
	Tie rod Ø 20 mm	2500			6,4	672509
	galvanised	1750			4,6	671759
		1500			3,8	671509
		1250			3,2	671259
		950			2,4	670959

Tie rod nut for tie rods Ø 20 mm


	Description	Length mm	Width mm	Height mm	Weight approx. kg	Part No.
	Waling plate with wing nut galvanised	140	110		1,1	691600
	Tying nut Ø 20 mm Galvanised				0,5	680009

Watertight tie rod Ø 20 mm




	Description	Length mm	Width mm	Height mm	Weight approx. kg	Part No.
	Coupler nut Ø 20 mm, SW 36, permissible tensile load 160 kN	140			0,7	682220
	Tie cone Ø 20 mm, complete cone 2-part, permissible tensile force 90 kN (in acc. with DIN 18216), minimum wall thickness 300 mm				0,5	686910
	Tie cone Ø 20 mm, steel insert				0,5	686911
	Tie cone conical plastic shell				0,1	686901

Tie rod Ø 26.5 mm












Core Ø 26.5 mm, external Ø 30.0 mm, rolled, weldable, load 280 kN

	Description	Length mm	Width mm	Height mm	Part No.	Weight approx. kg
	Tie rod Ø 26.5 mm galvanised	950			660951	4,3

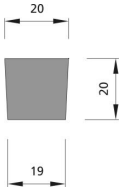

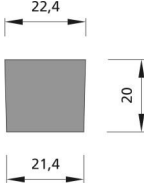

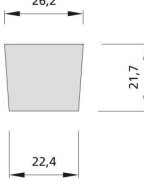



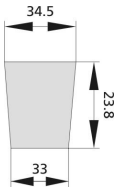

Tie rod nut for tie rods Ø 26.5 mm

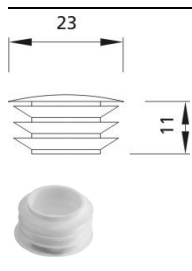
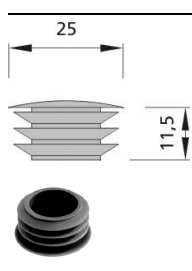
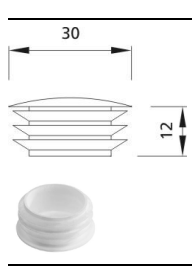

	Description	Length mm	Width mm	Height mm	Weight approx. kg	Part No.
	Tie rod coupler nut Ø 26.5 mm with tie rod thread, SW 46, load 300 kN, galvanised	150			1,4	682230
	Tying nut Ø 26.5 mm load 260 kN, galvanised				0,9	680010
	Waling plate bearing area 150x150 mm, hole Ø 32 mm, load 300 kN	150	150	35	5,7	691510

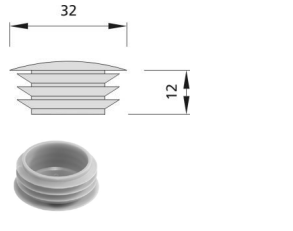
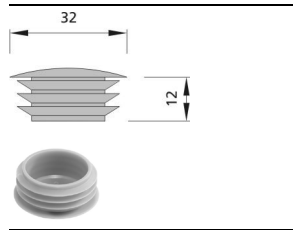
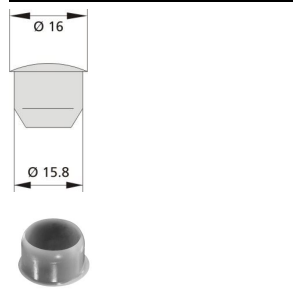
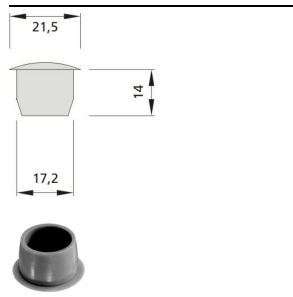
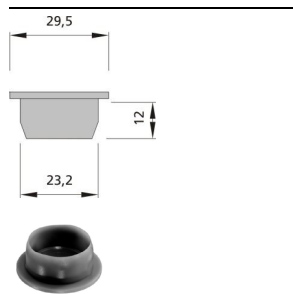
Tie rod accessories

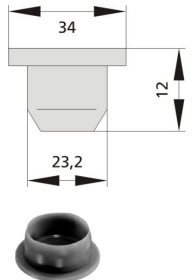
	Description	Ø mm	Length mm	Width mm	Weight approx. kg	Part No.
	NOE FixCone consisting of a support cone and a centring cone for plastic tube with internal Ø 22 mm Packaging unit 250 No.				2,9	693810
	Corner tie plate for tie rod Ø 15 mm, for tying external corners, painted, attachment for example with M 16x30 [313200]				1,9	926110
	Plastic tubes circular internal Ø 42 mm	42,0	3000		1,5	692012
	Plastic tubes circular internal Ø 34 mm	34,0	2000		1,0	692002
	Plastic tubes circular internal Ø 26 mm	26,0	2000		0,7	692801
	Support cone 26 mm for plastic tube with internal Ø 26 mm [694211]=250 pieces	26,0			1,3	694211
	Plastic tubes circular internal Ø 22 mm	22,0	2000		0,6	692004
	Support cone 22 mm for plastic tube with internal Ø 22 mm [694212]=250 pieces	22,0			1,5	694212
	Plastic tubes circular internal Ø 20 mm	20,0	2000		0,6	692000
	Plastic tubes internal Ø 20 mm	20,0	2000		0,5	692006
	Support cone 20 mm for plastic tube with internal Ø 20 mm, [694210]=250 pieces	20,0			1,3	694210

NOE Plugs


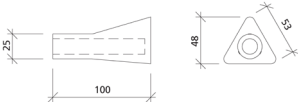



	Description	Ø mm	Length mm	Height mm	Weight approx. kg	Part No.
 	PVC plastic plug ST 20 for hole Ø 20 mm, for sealing sleeves, conical, without head, colour dark grey, packaging unit 250 No.	20,0		20	0,5	693800
 	PVC plastic plug ST 22 for hole Ø 22 mm, for sealing sleeves, conical, without head, colour dark grey, packaging unit 250 No.	22,0		20	0,8	693400
 	PVC plastic plugs ST 26 for hole Ø 26 mm, to seal tie rod holes in external corner panels of NOEtop and NOE Top Alu, conical, without head, colour light grey, packaging unit 60 No.	26,0		21,7	0,3	693620
 	PVC plastic plugs ST 32 for hole Ø 32 mm, for sealing sleeves, conical, without head, colour grey, packaging unit 250 No.	32,0		26	1,3	693700
 	PVC plastic plugs ST 34 for hole Ø 34 mm, for sealing sleeves, conical, without head, colour grey, packaging unit 250 No.	34,0		23,8	1,3	693200

	Description	Ø mm	Length mm	Height mm	Weight approx. kg	Part No.
	<p>PVC plastic plugs SFL 23 for hole Ø 20 mm, to seal tie rod holes in NOEtop 60, NOE SL 2000 (panel height 1500 and 750 mm, upper row of holes), NOE Alu 2000, NOEtop Alu, NOEalu L (only for panels Part No. beginning with 4022.., 4023..), with slats, domed head, Ø 23 mm, colour white packaging unit 250 No.</p>	23,0		11	0,3	693900
	<p>PVC plastic plugs SFL 25 for hole Ø 22 mm, to seal tie rod holes in NOElight, NOE SL, NOE SL 2000, NOEalu L (only for panels Part No. beginning with 4024..), and holes in external corner panels of NOE Top 2000, NOEtop 2000 light and NOE SL 2000, colour grey, packaging unit 250 No.</p>	25,0		11,5	0,5	693500
	<p>PVC plastic plugs SFL 30 for hole Ø 26 mm, to seal tie rod holes in NOEtop, NOE Top 2000 panels, NOE circular formwork panels, domed head, Ø 30 mm, colour white, packaging unit 250 No.</p>	30,0		12	0,6	693409
	<p>PVC plastic plugs SFL 30 with NOE-logo for hole Ø 26 mm, to seal tie rod holes in NOEtop, NOE Top 2000 panels, NOE circular formwork panels, domed head, Ø 30 mm, colour white, with NOE-logo packaging unit 250 No.</p>	30,0			0,6	693515



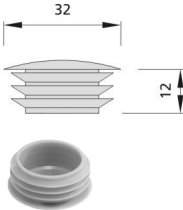

	<p>PVC plastic plugs for hole Ø 28 mm, anchor cap for sealing anchor bolt holes of the anchor sleeve Ø 26.5 mm, Part No. 810252, with fins, domed head, Ø 32 mm, colour mousy grey [693406]=50 pieces</p>	<p>32,0</p>	<p>12</p>	<p>0,1 693406</p>
	<p>PVC plastic plugs SFL 32 for hole Ø 28 mm, to seal tie rod holes in external corner panels of NOElight, NOEalu L and NOE Alu 2000, with fins, domed head, colour corn- yellow, packing unit 250 No.</p>	<p>32,0</p>	<p>12</p>	<p>0,8 693408</p>
	<p>PVC plastic plugs M 16 for sealing M 16 screw sockets, domed head, Ø 16 mm, colour light grey, Packing unit 250 pieces.</p>	<p>16,0</p>		<p>0,3 829100</p>
	<p>PVC plastic plug 17 mm for hole Ø 17 mm, for sealing tie rod holes, domed head, Ø 17 mm, colour light grey, packaging unit 250 No.</p>	<p>17,0</p>	<p>14</p>	<p>0,3 330600</p>
	<p>PVC plastic plugs Tr 26x5 for sealing Tr 26x5 screw sockets, flat heat, Ø 29.5 mm, colour grey, packaging unit 250 No.</p>	<p>23,2</p>	<p>12</p>	<p>0,5 829000</p>

	Description	Ø mm	Length mm	Height mm	Weight approx. kg	Part No.
	<p>PVC plastic plugs for sealing Tr 26x5 screw sockets, flat head, Ø 34 mm, colour grey, packaging unit 250 No.</p>	23,2		12	2,5	829010


NOE anchor sleeve installation parts

	Description	Length mm	Width mm	Height mm	Weight approx. kg	Part No.
 	NOE anchor cap D 15 Polyamide, FMPA approved, for tie rod \varnothing 15 mm Packaging Unit: 50 pieces				3,4	694901
	NOE nailing plate D 15 Polyamide Packaging Unit: 50 pieces				0,4	694903
	NOE nailing plug D 15 Polyamide Packaging Unit: 50 pieces				0,2	694902
	NOE plug D 15 Polyamide Packaging Unit: 50 pieces				0,1	694904



Anchor cap Ø 26.5 mm

	Description	Length mm	Width mm	Height mm	Weight approx. kg	Part No.
	Anchor sleeve Ø 26.5 for DYWIDAG bolts, in acc. with approval No. Z-21.6- 1744, galvanised	220			0,1	810252
	Anchor bolt Ø 26.5 for anchor sleeve Ø 26.5 mm, clamp length 200 mm, SW 46, in acc. with approval No. Z- 21.6-1744, galvanised	230			1,4	810254
	PVC plastic plugs for hole Ø 28 mm, anchor cap for sealing anchor bolt holes of the anchor sleeve Ø 26.5 mm, Part No. 810252, with fins, domed head, Ø 32 mm, colour mousy grey [693406]=50 pieces			12	0,1	693406
	Tube spanner SW 41/46 for anchor bolt Ø 26.5 mm				0,8	394500

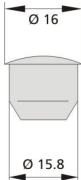

Suspension M 16

	Description	Length mm	Width mm	Height mm	Weight approx. kg	Part No.
	Ring bolt M 16, 1.5T, swivelling 360° swivel, loadable from all sides, load capacity label, spanner with ring bolt permanently attached, labelling of optimum load direction, load capacity: under vertical tension 4000 kg, under 90° load 1500 kg				0,3	821110

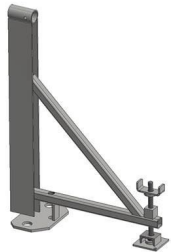

Safety nut

	Description	Length mm	Width mm	Height mm	Weight approx. kg	Part No.
	Safety nut M 16 DIN 985, 8.0, galvanised, packaging unit 200 No.				6,8	373012
	Washer shape A 17 DIN 125, galvanised, packaging unit 250 No.				2,8	380026






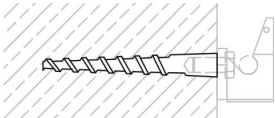
NOE Plugs




	Description	Ø mm	Length mm	Height mm	Weight approx. kg	Part No.
 	PVC plastic plugs M 16 for sealing M 16 screw sockets, domed head, Ø 16 mm, colour light grey, Packing unit 250 pieces.	16,0			0,3	829100

Neue Produktgruppe





	Description	Length mm	Width mm	Height mm	Weight kg / m ²	Part No.
	Shelf bracket 68cm assembled with foot sprint	510	200	686	9,0	028068
	Double headed earth nail 25 x 400 mm	476	50	50	2,0	028069

Anchor bolts



	Description	Length mm	Width mm	Height mm	Weight approx. kg	Part No.
	Anchor bolt M 24x280 for bolt M 24, reusable, galvanised.				1,1	811800
 	Nail plate for anchor bolt M 24 GRP, conditionally reusable. Removal of the nail plate requires a square spanner 18/18.				0,0	811970
	Socket M 24 wrench SW 32, 1"drive				0,4	811811
	Square insert M 24 for socket M 24 Part No. 811811 for releasing screw anchor, Part No. 811800)				0,2	811805
	Anchor bolt M 36x430 for bolt M 36				4,2	811900

	Description	Length mm	Width mm	Height mm	Weight approx. kg	Part No.
	Nail plate for anchor bolt M 36 reusable, steel, unscrewing the nail plate requires a half-inch ratchet spanner, square 13/13				0,3	811992
	Socket M 36 wrench, SW 46, 1" drive				0,6	811911
	Square insert M 36 for socket M 36 Part No. 811911 for releasing screw anchor, Part No. 811900				0,7	811905








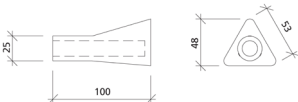
Bracing

	Description	Length mm	Width mm	Height mm	Weight approx. kg	Part No.
	Support spindle extendible 360-550 mm, load 70 kN, painted			360-550	9,5	697400
	Levelling jack 0-200 mm, load max. 10 kN, galvanised				5,0	350170
	Belt with ratchet 2.5 T ratchet belt with snap hook, belt width 50 mm, in acc. with DIN EN 12195-2, Length 8000 mm (7500 + 500 mm), Only for lashing, not for lifting loads	8000			3,4	990013
	Crane hook bow clear width 100 mm, load max. 9.0 kN, galvanised				1,3	330500










Cavity wall concreting bracket

	Description	Length mm	Width mm	Height mm	Weight approx. kg	Part No.
	Cavity wall concreting bracket for suspending on the internal or external sides of cavity walls, galvanised				13,2	552213
	PVC installation kit for cavity wall concreting bracket for placing onto the suspension pin, with special cap. Lost component, another must be placed on the pin before each use.				0,1	810060





NOE guard rail

	Description	Length mm	Width mm	Height mm	Weight approx. kg	Part No.
	Handrail clamp 1.00 m clamping range 50 to 400 mm, range of application up to 40 m above ground, max. spacing 2.00 m, galvanised, Hire only!				7,2	90050
	Guard rail clamp 1.40 m clamping range 30-820 mm, galvanised				14,2	90052
	Handrail tube 1380 H 1380 mm high, tube Ø 33.7 mm, galvanised			1380	5,0	111403
	Handrail tube 1060 1060 mm high, tube Ø 33.7 mm, galvanised **hire only**			1060	4,0	111400
	LG-W 200 plug 9 mm galvanized				0,1	890834
	Bolting pin for handrail tube for handrail tube 1060/1380 H, 1380 GR and 1880 GR, 1600 OD 24 mm				0,8	111402
	NOE anchor cap D 15 Polyamide, FMPA approved, for tie rod Ø 15 mm Packaging Unit: 50 pieces				3,4	694901
						









Associated products








	Description	Length mm	Width mm	Height mm	Weight approx. kg	Part No.
	Scaffold tube	6000			30,4	506000
	48.3 X 3.25 mm, DIN EN 39, galvanised	5500			24,2	505500
		5000			22,0	505000
		4500			19,8	504500
		4000			17,6	504000
		3500			15,4	503500
		3000			13,2	503000
		2500			11,0	502500
		2000			8,8	502000
		1500			6,6	501500
	1000			4,4	501000	
	Coupler 48/48 EN 74-1, swivelling, galvanized				1,3	510300
	Coupler 48/48 rigid EN 74-1, rigid, galvanized				1,3	510310
	Coupler 48/60 EN 74-2, swivelling, galvanized				1,8	510600
	Coupler 48/76 EN 74-2, swivelling, galvanized				2,2	510800
	Welded coupler 48mm EN 74-2				0,7	514000
	Welded coupler 60mm EN 74-2				1,1	514500
	Bolted coupler 48/M 16 EN 74-2, galvanized				0,8	514200
	Blade clamp for Ø 48-76 mm, galvanised Part No. 110722 = purchase only, Part No. 449600 = hire only				1,1	110722









Transport and Storage Container




	Description	Length mm	Width mm	Height mm	Weight approx. kg	Part No.
	NOEbox 1180 X 780 mm, for transporting small items, galvanised	800	1180	780	78,0	697598
	NOEcase 1200 x 800 mm Crane-type mesh box for transporting parts Load capacity: 1000 kg Load: 6000 kg Number of storage containers in the stack: max. 6 pieces galvanized	800	1200	1016	85,4	697591
	Pallet for deck props load 1750 kg, galvanised	835	1520	1020	64,0	697599
	Pallet for NOEprop props				68,0	697597

Hex-head bolt DIN 931









	Description	Length mm	Width mm	Height mm	Weight approx. kg	Part No.
	Hexagonal bolt M 8x40 DIN 931, 8.8, galvanised, packaging unit 200 No.				4,1	360064
	Hexagonal bolt M 8x80 DIN 931, 8.8, galvanised, packaging unit 200 No.				7,1	360078
	Hexagonal bolt M 8x100 DIN 931, 8.8, galvanised, packaging unit 100 No.				4,4	360086
	Hexagonal bolt M 12x60 DIN 931, 8.8, galvanised, packaging unit 100 No.				6,7	360162
	Hexagonal bolt M 12x85 DIN 931, 8.8, galvanised, packaging unit 50 No.				4,4	360170
	Hexagonal bolt M 12x90 DIN 931, 8.8, galvanised, packaging unit 50 No.				4,6	360172
	Hexagonal bolt M 16x50 DIN 931, 8.8, black, packaging unit 50 No.				5,4	361248
	Hexagonal bolt M 16x70 DIN 931, 8.8, galvanised, packaging unit 25 No.				3,5	360256









	Description	Length mm	Width mm	Height mm	Weight approx. kg	Part No.
	Hexagonal bolt M 16x80 DIN 931, 8.8, galvanised, packaging unit 25 No.				3,9	360258
	Hexagonal bolt M 16x90 DIN 931, 8.8, galvanised, packaging unit 25 No.				4,3	360262
	Hexagonal bolt M 16x100 DIN 931, 8.8, galvanised, packaging unit 25 No.				4,7	360264
	Hexagonal bolt M 16x120 DIN 931, 8.8, galvanised, packaging unit 25 No.				5,5	360268
	Hexagonal bolt M 16x140 DIN 931, 8.8, galvanised, packaging unit 25 No.				6,2	360272
	Hexagonal bolt M 18x100 DIN 931, 8.8, galvanised, packaging unit 25 No.				6,0	360334
	Hexagonal bolt M 18x160 DIN 931, 8.8, galvanised, packaging unit 25 No.				8,9	360346

	Description	Length mm	Width mm	Height mm	Weight approx. kg	Part No.
	Hexagonal bolt M 20x80 DIN 931, 8.8, galvanised, packaging unit 25 No.				6,4	360362
	Hexagonal bolt M 20x100 DIN 931, 8.8, galvanised, packaging unit 25 No.				7,6	360366
	Hexagonal bolt M 20x140 DIN 931, 8.8, galvanised, packaging unit 25 No.				10,0	360374
	Hexagonal bolt M 24x140 DIN 931, 8.8, galvanised, packaging unit 10 No.				6,0	360468
	Hexagonal bolt M 30x90 DIN 931, 8.8, galvanised, packaging unit 10 No.				7,1	360544
	Hexagonal bolt M 30x140 DIN 931, 8.8, galvanised, packaging unit 10 No.				9,8	360554
	Hexagonal bolt M 30x180 DIN 931, 8.8, galvanised, packaging unit 10 No.				12,0	360560
	Hexagonal bolt M 30x190 DIN 931, 8.8, galvanised, packaging unit 5 No.				6,3	360562

	Description	Length mm	Width mm	Height mm	Weight approx. kg	Part No.
	Hexagonal bolt M 30x200 DIN 931, 8.8, galvanised, packaging unit 5 No.				6,6	360564
	Hexagonal bolt M 30x260 DIN 931, 8.8, galvanised, packaging unit 5 No.				8,2	360572
	Hexagonal bolt M 30x400 DIN 931, 8.8, galvanised, packaging unit 5 No.				12,1	360586







Hex-head bolt DIN 933





	Description	Length mm	Width mm	Height mm	Weight approx. kg	Part No.
	Hexagonal bolt M 4x14 DIN 933, 8.8, galvanised, packaging unit 500 No.				1,0	362024
	Hexagonal bolt M 4x16 DIN 933, 8.8, galvanised, packaging unit 500 No.				1,1	362026
	Hexagonal bolt M 6x16 DIN 933, 8.8, galvanised, packaging unit 500 No.				2,6	362090
	Hexagonal bolt M 6x20 DIN 933, 8.8, galvanised, packaging unit 500 No.				2,9	362094
	Hexagonal bolt M 8x80 DIN 933, 8.8, galvanised, packaging unit 200 No.				6,3	362166
	Hexagonal bolt M 10x40 DIN 933, 8.8, galvanised, packaging unit 100 No.				3,4	362202
	Hexagonal bolt M 12x25 DIN 933, 8.8, galvanised, packaging unit 100 No.				3,4	362250
	Hexagonal bolt M 12x30 DIN 933, 8.8, galvanised, packaging unit 100 No.				3,8	362254

	Description	Length mm	Width mm	Height mm	Weight approx. kg	Part No.
	Hexagonal bolt M 12x70 DIN 933, 8.8, galvanised, packaging unit 50 No.				3,3	362270
	Hexagonal bolt M 16x30 DIN 933, 8.8, galvanised, packaging unit 50 No.				3,8	362340
	Hexagonal bolt M 16x40 DIN 933, 8.8, galvanised, packaging unit 50 No.				4,5	362344
	Hexagonal bolt M 16x50 DIN 933, 8.8, galvanised, packaging unit 50 No.				5,2	362348
	Hexagonal bolt M 16x70 DIN 933, 8.8, galvanised, packaging unit 25 No.				3,3	362356
	Hexagonal bolt M 16x80 DIN 933, 8.8, galvanised, packaging unit 25 No.				3,6	362358
	Hexagonal bolt M 16x100 DIN 933, 8.8, galvanised, packaging unit 25 No.				4,3	362364
	Hexagonal bolt M 16x140 DIN 933, 8.8, galvanised, packaging unit 25 No.				5,6	362372

Description	Length mm	Width mm	Height mm	Weight approx. kg	Part No.
Hexagonal bolt M 16x160 DIN 933, 8.8, galvanised, packaging unit 25 No.				6,3	362376
Hexagonal bolt M 16x180 DIN 933, 8.8, galvanised, packaging unit 25 No.				6,9	362380
Hexagonal bolt M 20x80 DIN 933, 8.8, galvanised, packaging unit 25 No.				6,0	362438
Hexagonal bolt M 24x40 DIN 933, 8.8, galvanised, packaging unit 25 No.				6,1	362478
Hexagonal bolt M 24x50 DIN 933, 8.8, galvanised, packaging unit 25 No.				6,9	362482
Hexagonal bolt M 24x70 DIN 933, 8.8, galvanised, packaging unit 25 No.				8,4	362490
Hexagonal bolt M 24x80 DIN 933, 8.8, galvanised, packaging unit 25 No.				9,1	362494
Hexagonal bolt M 30x55 DIN 933, 8.8, galvanised, packaging unit 10 No.				5,2	362546
Hexagonal bolt M 36x80 DIN 933, 8.8, black, packaging unit 5 No.				5,0	363597

Flat-headed bolt

	Description	Length mm	Width mm	Height mm	Weight approx. kg	Part No.
	Flat-headed bolt M 8x35 DIN 603, 4.6, galvanised, packaging unit 200 No.				4,8	364082
	Flat-headed bolt M 8x50 DIN 603, 4.6, galvanised, packaging unit 200 No				6,0	364088
	Flat-headed bolt M 8x70 DIN 603, 4.6, galvanised, packaging unit 200 No				7,5	364096
	Flat-headed bolt M 8x100 DIN 603, 4.6, galvanised, packaging unit 100 No				5,0	364106
	Flat-headed bolt M 8x130 DIN 603, 4.6, galvanised, packaging unit 100 No				6,2	364112
	Flat-headed bolt M 12x65 DIN 603, 4.6, galvanised, packaging unit 50 No				4,5	364206
	Flat-headed bolt M 12x160 DIN 603, 4.6, galvanised, packaging unit 25 No				4,4	364228
	Flat-headed bolt M 12x240 DIN 603, 4.6, galvanised, packaging unit 25 No.				6,2	364240
	Flat-headed bolt M 16x100 DIN 603, 4.6, galvanised, packaging unit 25 No.				5,7	364274
	Flat-headed bolt M 16x120 DIN 603, 4.6, galvanised, packaging unit 25 No.				6,5	364278

	Description	Length mm	Width mm	Height mm	Weight approx. kg	Part No.
	Flat-headed bolt M 16x140 DIN 603, 4.6, galvanised, packaging unit 25 No.				7,3	364282
	Flat-headed bolt M 16x160 DIN 603, 4.6, galvanised, packaging unit 25 No.				8,1	364286
	Flat-headed bolt M 16x180 DIN 603, 4.6, galvanised, packaging unit 25 No.				8,9	364290
	Flat-headed bolt M 16x200 DIN 603, 4.6, galvanised, packaging unit 25 No.				9,7	364294
	Flat-headed bolt M 16x240 DIN 603, 4.6, galvanised, packaging unit 25 No.				11,3	364298
	Flat-headed bolt M 16x280 DIN 603, 4.6, galvanised, packaging unit 25 No.				12,9	364302
	Flat-headed bolt M 16x300 DIN 603, 4.6, galvanised, packaging unit 25 No.				13,7	364304

Countersunk screw

	Description	Length mm	Width mm	Height mm	Weight approx. kg	Part No.
	Countersunk bolt M 6x20 DIN 7991, 8.8, galvanised, packaging unit 500 No.				2,2	365088
	Countersunk bolt M 8x16 DIN 7991, 8.8, galvanised, packaging unit 200 No.				1,3	365124
	Countersunk bolt M 8x30 DIN 7991, 8.8, galvanised, packaging unit 200 No.				2,0	365132
	Countersunk bolt M 8x35 DIN 7991, 8.8, galvanised, packaging unit 200 No.				2,3	365134
	Countersunk bolt M 8x45 DIN 7991, 8.8, galvanised, packaging unit 200 No.				3,0	365138
	Countersunk bolt M 8x60 DIN 7991, 8.8, galvanised, packaging unit 200 No.				4,5	365144
	Countersunk bolt M 8x90 DIN 7991, 8.8, galvanised, packaging unit 100 No.				3,5	365152
	Countersunk bolt M 10x30 DIN 7991, 8.8, galvanised, packaging unit 200 No.				3,3	365168
	Countersunk bolt M 12x50 DIN 7991, 8.8, galvanised, packaging unit 100 No.				4,3	365210
	Countersunk bolt M 16x35 DIN 7991, 8.8, galvanised, packaging unit 50 No.				2,9	365232

Cylindrical bolts




Description	Length mm	Width mm	Height mm	Weight approx. kg	Part No.
Cylindrical bolt M 8x50 DIN 7984, 8.8, galvanised, packaging unit 200 No.				4,4	369000
Hexagon socket head cap bolt M 10x100 DIN 912, 8.8, galvanised, packaging unit 100 No.				7,1	366266
Hexagon socket head cap bolt M 12x40 DIN 912, 8.8, galvanised, packaging unit 100 No.				4,7	366296
Hexagon socket head cap bolt M 10x50 DIN 6912, 8.8, galvanised, packaging unit 100 No.				3,5	367132
Hexagon socket head cap bolt M 10x60 DIN 6912, 8.8, galvanised, packaging unit 100 No.				4,0	367136
Hexagon socket head cap bolt M 16x30 DIN 6912, 8.8, galvanised, packaging unit 100 No.				6,3	367172
Hexagon socket head cap bolt M 16x40 DIN 6912, 8.8, galvanised, packaging unit 100 No.				7,9	367176
Hexagon socket head cap bolt M 16x65 DIN 912, 8.8, galvanised, packaging unit 50 No.				6,5	366402
Hexagon socket head cap bolt M 24 DIN 912, 8.8, galvanised, packaging unit 25 No.				7,0	366474

Hex-head wood screws






Description	Length mm	Width mm	Height mm	Weight approx. kg	Part No.
Hex-head wood screw M 8x60 for fastening timber piece, DIN 571, galvanised, packaging unit 200 No.				4,2	369002

Hexagonal nuts













Description	Length mm	Width mm	Height mm	Weight approx. kg	Part No.
 Hexagonal nut M 8 DIN 934, 8.0, galvanised, packaging unit 1000 No.				4,7	370016
 Hexagonal nut M 10 DIN 934, 8.0, galvanised, packaging unit 500 No.				5,1	370018
 Hexagonal nut M 12 DIN 934, 8.0, galvanised, packaging unit 200 No.				3,0	370020
 Hexagonal nut M 16 DIN 934, 8.0, galvanised, packaging unit 200 No.				6,0	370024
Safety nut M 16 DIN 985, 8.0, galvanised, packaging unit 1 No.				0,0	373013
 Hexagonal nut M 18 DIN 934, 8.0, galvanised, packaging unit 100 No.				4,3	370026
 Hexagonal nut M 20 DIN 934, 8.0, galvanised, packaging unit 100 No.				5,5	370028
 Hexagonal nut M 24 DIN 934, 8.0, galvanised, packaging unit 50 No.				5,5	370032


	Description	Length mm	Width mm	Height mm	Weight approx. kg	Part No.
	Hexagonal nut M 27 DIN 934, 8.0, galvanised, packaging unit 25 No.				4,1	370034
	Hexagonal nut M 30 DIN 934, 8.0, galvanised, packaging unit 25 No.				5,6	370036
	Hexagonal nut M 36 DIN 934, 8.0, galvanised, packaging unit 20 No.				7,9	370040

Safety nut


	Description	Length mm	Width mm	Height mm	Weight approx. kg	Part No.
	Safety nut M 4 DIN 985, galvanised, packaging unit 1000 No.				1,0	372002
	Safety nut M 8 DIN 985, 8.0, galvanised, packaging unit 1000 No.				5,1	373004
	Safety nut M 12 DIN 985, 8.0, galvanised, packaging unit 200 No.				3,4	373008
	Safety nut M 16 DIN 985, 8.0, galvanised, packaging unit 200 No.				6,8	373012
	Safety nut M 20 DIN 985, 8.0, galvanised, packaging unit 100 No.				6,5	373016

Plain washer


	Description	Ø mm	Width mm	Height mm	Weight approx. kg	Part No.
	Washer shape A 6.4 DIN 125, black, packaging unit 1000 No.	6,4			1,1	381014
	Washer shape A 8.4 DIN 125, galvanised, packaging unit 1000 No.	8,4			2,1	380018
	Washer shape A 10.5 DIN 125, galvanised, packaging unit 500 No.	10,5			2,0	380020
	Washer 10.5 DIN 433, galvanised, packaging unit 1000 No.	10,5			1,0	389002
	Washer shape A 13 DIN 125, galvanised, packaging unit 500 No.	13,0			3,1	380022
	Washer shape A 15 DIN 125, black, packaging unit 250 No.	15,0			2,2	381024
	Washer shape A 17 DIN 125, galvanised, packaging unit 250 No.	17,0			2,8	380026
	Washer shape A 17 DIN 125, black, packaging unit 250 No.	17,0			2,8	381026
	Washer shape A 19 DIN 125, galvanised, packaging unit 250 No.	19,0			2,9	380028
	Washer shape A 21 DIN 125, galvanised, packaging unit 250 No.	21,0			4,3	380030
	Washer shape A 25 DIN 125, galvanised, packaging unit 100 No.	25,0			3,2	380034
	Washer shape A 28 DIN 125, galvanised, packaging unit 50 No.	28,0			2,1	380036

	Description	Ø mm	Width mm	Height mm	Weight approx. kg	Part No.
	Washer shape A 31 DIN 125, galvanised, packaging unit 50 No.	31,0			2,7	380038

Lock washers

	Description	Ø mm	Width mm	Height mm	Weight approx. kg	Part No.
	Shaft safety ring A 15 DIN 471, galvanised, packaging unit 1000 No.				1,0	389004


Year Numbers

	Description	Mat size A approx. mm	Mat size B approx. mm	Mat strength approx. mm	Weight approx. kg	Part No.
	Jahreszahl In acc. with guideline drawing - Year 1 - of the German Federal/State Expert Committee on Bridge and Construction Engineering BMV Dpt. StB. Please indicate the year number when ordering! The last two digits of part no. indicate the year.	455	255	20	2,2	569000

NOEplast liquid

	Description	Content litre	Width mm	Height mm	Weight approx. kg	Part No.
	NOEplast liquid standard PU casting compound for making your own forms and textured formliners, each delivery includes 1 agitator at no charge, mixing ratio 20 : 1				5,0	569050
					20,0	569060
					50,0	569061
	NOEplast liquid Shore 30 each delivery includes 1 agitator at no charge				5,0	569030
					20,0	569031
					50,0	569032
	NOEplast primer 1.0 l	1,0			0,8	569070
	NOE release wax 0.5 l	0,5			0,5	569400

NOEfix PU plastic fixing washer for KG tubes

Description	Ø mm	Width mm	Height mm	Weight approx. kg	Part No.
 NOEfix plastic storage washer For NW 050 0(56x1.8)	50,0	56 Ø	18	0,6	569071
	70,0	75 Ø	19	0,6	569072
	100,0	110 Ø	30	0,4	569080
	125,0	125 Ø	30	0,7	569082
	150,0	160 Ø	36	0,8	569084
	200,0	200 Ø	45	1,5	569086
	250,0	250 Ø	61	3,5	569073
	300,0	315 Ø	77	4,4	569074
	400,0	400 Ø	98	5,5	569075

Adhesive and release agents

Description	Content litre	Width mm	Height mm	Weight approx. kg	Part No.
NOEplast special adhesive Mixing ratio 5 : 1, Coverage approx. 0.50-0.60 kg/m ² , 4,8 kg packs				4,8	569513
NOE special release agent stripping agent, ideal for NOEplast and NOEliner structural matrices or for plastic formwork, e.g. NOE R 110 circular formwork	200 30 5			193,4 27,5 4,6	569710 569720 569730
NOEplast cleaning agent Cleaning concentrate with disinfecting action, most suitable for cleaning NOEplast textured formliners: Dilution: Depending on the degree of soiling at 2 : 1 or 20 : 1 dilution				5,0	569522

Tools and accessories

Description	Length mm	Width mm	Height mm	Weight approx. kg	Part No.
Trimming knife				0,2	396400
Spare blade				0,0	396450
Serrated spreader steel, 4 mm				0,6	396700
NOEplast repair filler grey				0,5	842310

Description

1000 mm high set	95
2500 mm high set	95
2750 mm high set	95
500 mm high set	95
90° internal corner	5, 7
Adapter for attaching handrail tubes	17
Adapter for NOEprop deck prop	117, 130
Adjustable external corner	6
Adjustable internal corner	6
Adjustable wedge clamp	35
Adjustment clamp NOEtop / NOEalu L	35
ADS folding tripod	136
ADS prop A	135
ADS prop B	135
ADS Telescopic tripod	136
Alignment channel	9, 34, 65, 73, 80
Alignment clamp	8
Aluminium compensation girder	104
Aluminium corner chamfer strips with plastic insert	6
Aluminium cross beam	104
Aluminium deck panel 1500 mm	104
Aluminium deck panel 900 mm*	104
Aluminium external corner angle 90°	5
Aluminium longitudinal girder	103
Anchor	22, 108, 109, 115, 144, 156, 168, 170, 182, 184, 185, 187, 188, 190
Anchor bolt M 24x280	187
Anchor bolt M 36x430	144, 187
Anchor bolt Ø 26.5	156, 185
Anchor loop	25, 51, 53
Anchor loop Ø 26.5 mm	53
Anchor sleeve Ø 26.5	156, 185
Anchor support for smooth cone	25, 51, 52, 53
Anchoring support	51, 52, 53
Angle cone	176
Angle cone removal tool	176
Anti-slip mat	29
AR collar	165, 169
AR collar long	165, 169
AR crane eye	168, 170
AR diagonal brace	123, 165, 167, 170, 171
AR guard rail posts	168
AR lynch pin for tubes	165, 168, 169
AR O locking bar	123, 165, 167, 168, 169, 171
AR O steel deck	165, 168, 170
AR spindle fixture	166, 169
AR stair internal guard-rail	167
AR standard	123, 165, 167, 168, 169, 171
AR steps	167
AR TG spindle holder	167
Back fixing	146
Base extension	153
Base frame	158
Base plate	158
Base R 275	70
Beam clamp 300 V	112
Beam extension 600 V	112
Belt with ratchet 2.5 T	108, 114, 121, 128, 149, 158, 163, 188
Blade clamp	121, 128, 191
Board	152, 165
Boarding for extension	139
Bolt M 10x40	103
Bolt M 12x90	15, 153
Bolt M 16x100	69, 78, 83, 94, 102, 118, 120, 143
Bolt M 16x30 45	64, 69, 78, 83, 94, 102, 114, 117, 120
Bolt M 16x40	10, 46, 103, 117, 130
Bolt M 16x50 8.8	45, 129

Bolt M 16x60 10.9	143
Bolt M 16x70	24, 46, 49, 59, 78, 83
Bolt M 16x80	69, 143
Bolt M 18x100	28
Bolt M 18x160	8, 10, 27
Bolt M 24x160	149
Bolt M 36x60 8.8	144
Bolt Tr 26x55	145
Bolted coupler 48/M 16	54, 191
Bolting pin for handrail tube	19, 108, 190
Bolting plate	119
Bolts	9, 146
Bottom spindle mount	146
Bracing	2, 23, 24, 27, 43, 45, 46, 48, 49, 96, 103, 111, 188
Bracing extension	96
bracing U 160	45
Bracing U 80	24, 49
Bracket corner left	152
Bracket corner right	152
Bridging platform	153
Cap	159
Chain hoist	122
Chamfer profiles 10	98
Chamfer profiles 21	98
Clamp plate	45
Clip	157
Combi 20 hinge end joint	59
Combi 20 S girder	76, 82
Combi butt strap	77, 83
Combi console	114
Compensation bridge	104
Compensation channel	9, 34, 46, 66, 74, 81
Concreting scaffold end guard rail	15, 19
Connecting platform	142
Connection angle for R 110 circular formwork external formwork units	76
Connection angle for R 110 circular formwork Internal formwork units	77
Connection bow	45
Connection channel for R 250 circular formwork	82
Corner tie plate	179
Corner unit	152
Counterplate	145
Countersunk bolt M 10x30	202
Countersunk bolt M 12x50	202
Countersunk bolt M 16x35	202
Countersunk bolt M 6x20	202
Countersunk bolt M 8x16	202
Countersunk bolt M 8x30	9, 202
Countersunk bolt M 8x35	124, 202
Countersunk bolt M 8x45	202
Countersunk bolt M 8x60	202
Countersunk bolt M 8x90	202
Coupler 48/76	191
Coupler 48/48	54, 154, 166, 168, 170, 191
Coupler 48/48 rigid	54, 168, 170, 191
Coupler 48/60	143, 154, 191
Coupler nut	13, 52, 177
Coupler piece for BKS stabilizer	59
Crane hook	29, 35, 69, 97, 119, 188
Crane hook bow	188
Crane hook for deck table	119
Crane hook support	119
Crane suspension, retractable	119
Cross beam, wood 1500	104
Cross waler	68, 76, 82
Cross waler external unit	76
Cross waler for external formwork	68, 82
Cross waler internal unit	76

CS Barrier box.....	19, 37, 107
CS frame grillage 1256	18, 37, 107
CS frame grillage 2556	18, 37, 107
Cylindrical bolt M 8x50	133, 203
Deck table bracket	122
Deck table tying support.....	118
Dehoplast tape	70
Disc bolt M 8x40.....	69, 78, 83
Dispensing and cutting trolley	26, 38
Double headed earth nail	50, 187
Drophead	103
Euro-prop D 25.....	126
Euro-prop D 30.....	126
Euro-prop D 35.....	126
Euro-prop D 55.....	126
Euro-prop E 25.....	127, 137
Euro-prop E 25 with attached drophead.....	137
Euro-prop E 30	127, 137
Euro-prop E 30 with attached drophead.....	137
Euro-prop E 35	127, 137
Euro-prop E 35 with attached drophead.....	137
Euro-prop E 40	127, 137
Euro-prop E 40 with attached drophead.....	137
Euro-props BC 25	125
Euro-props CD 30	125
Euro-props CD 40	125
Euro-props CD 55	125
Extension channel.....	9, 34
Extension clamp.....	9, 64
Extension left.....	139
Extension right	139
Extension tube	176
External corner panels 1000	5
External corner panels 750	5
External corner unit	140
External corner working platform 4000 mm.....	140
External unit	62, 79
Fastening bow for NOEtop	147
FG castor	165
Fixing head for deck table	118
Flat-headed bolt M 12x160.....	200
Flat-headed bolt M 12x240.....	200
Flat-headed bolt M 12x65.....	200
Flat-headed bolt M 16x100.....	200
Flat-headed bolt M 16x120.....	200
Flat-headed bolt M 16x140.....	201
Flat-headed bolt M 16x160.....	201
Flat-headed bolt M 16x180.....	201
Flat-headed bolt M 16x200.....	201
Flat-headed bolt M 16x240.....	201
Flat-headed bolt M 16x280.....	201
Flat-headed bolt M 16x300.....	201
Flat-headed bolt M 8x100.....	200
Flat-headed bolt M 8x130.....	155, 200
Flat-headed bolt M 8x35	200
Flat-headed bolt M 8x50	200
Flat-headed bolt M 8x70	200
Folding bracket.....	157
Folding tripod 48-80	128
Folding tripod 85-120	128, 134
Folding tripod claw	128
Fork.....	111, 112, 134, 149, 158, 164
Fork claw.....	112
Fork head.....	111, 134, 158
FORM-CLIP 6X42 (40X40)	19, 38
Formwork safety restraint.....	151
Foundation clamp.....	26, 38
Frame18, 19, 24, 36, 37, 60, 88, 95, 96, 107, 130, 132, 133, 139, 140, 152, 158	
Front safety fastening.....	146
Girder clamp	105, 161
Girder clamp P 35	161
Girder end-piece	68
Girder fork.....	113
guard rail .14, 18, 19, 36, 37, 38, 90, 99, 107, 118, 119, 120, 139, 140, 142, 150, 152, 153, 154, 160, 168, 190	
Guard rail board	143
Guard rail clamp 1.40 m.....	113, 150, 155, 190
Guard rail extension.....	150, 153
Guard rail extension for protection net	150
Guard rail I for external corner unit	140
Guard rail II for external corner unit.....	140
Guard rail post tube	118
Guard rail tube 1380 GR.....	18, 36, 107
Guard rail tube 1880 GR.....	18, 107
Guard rail tube holder for deck table	118
Guard rail tube holder left.....	120
Guard rail tube holder right	119
Guardrail post tube 1600.....	18, 37, 106
Guide roller	146
H 20 timber beam	111
Hammer-head bolt .. 11, 27, 43, 45, 47, 56, 59, 93, 102	
Hammer-head bolt with handle .. 11, 27, 45, 47, 56, 59, 93, 102	
Handrail clamp 1.00 m	113, 150, 154, 190
Handrail post attachment	106
Handrail tube 1060. 14, 17, 36, 66, 74, 81, 91, 99, 106, 190	
Handrail tube 1380 H	14, 17, 36, 66, 74, 81, 91, 99, 106, 120, 190
Head plate.....	158
Head plates hinge end joint.....	59
Head support	23, 48, 60
Hexagon socket head cap bolt M 10x100	203
Hexagon socket head cap bolt M 10x50	203
Hexagon socket head cap bolt M 10x60	203
Hexagon socket head cap bolt M 12x40	203
Hexagon socket head cap bolt M 16x30	203
Hexagon socket head cap bolt M 16x40	203
Hexagon socket head cap bolt M 16x65	203
Hexagon socket head cap bolt M 24	203
Hexagonal bolt M 10x40	197
Hexagonal bolt M 12x25	197
Hexagonal bolt M 12x30	197
Hexagonal bolt M 12x60	193
Hexagonal bolt M 12x70	198
Hexagonal bolt M 12x85	193
Hexagonal bolt M 12x90	193
Hexagonal bolt M 16x100	102, 143, 194, 198
Hexagonal bolt M 16x120	194
Hexagonal bolt M 16x140	194, 198
Hexagonal bolt M 16x160	199
Hexagonal bolt M 16x180	199
Hexagonal bolt M 16x30	102, 198
Hexagonal bolt M 16x40	119, 147, 198
Hexagonal bolt M 16x50	193, 198
Hexagonal bolt M 16x70	193, 198
Hexagonal bolt M 16x80	194, 198
Hexagonal bolt M 16x90	194
Hexagonal bolt M 18x100	194
Hexagonal bolt M 18x160	194
Hexagonal bolt M 20x100	147, 195
Hexagonal bolt M 20x120	147
Hexagonal bolt M 20x140	147, 195
Hexagonal bolt M 20x80	195, 199
Hexagonal bolt M 24x140	195
Hexagonal bolt M 24x40	199
Hexagonal bolt M 24x50	199
Hexagonal bolt M 24x70	199

Hexagonal bolt M 24x80.....	199	NOE anchor cap D 15.....	22, 108, 184, 190
Hexagonal bolt M 30x140.....	195	NOE beam angle 300.....	112
Hexagonal bolt M 30x180.....	195	NOE beam extension 600.....	112
Hexagonal bolt M 30x190.....	195	NOE Combi 20 girder.....	45, 68, 119
Hexagonal bolt M 30x200.....	196	NOE EinsA magnetic bearings.....	12, 27, 174
Hexagonal bolt M 30x260.....	196	NOE FixCone.....	179
Hexagonal bolt M 30x400.....	196	NOE HBF connection bolt.....	43
Hexagonal bolt M 30x90.....	195	NOE HBF end piece.....	42
Hexagonal bolt M 4x14.....	197	NOE HBF extension 1.....	42
Hexagonal bolt M 4x16.....	197	NOE HBF extension 2.....	42
Hexagonal bolt M 6x16.....	197	NOE HBF spindle front.....	43
Hexagonal bolt M 6x20.....	197	NOE HBF spindle rear.....	43
Hexagonal bolt M 8x100.....	193	NOE HBF standard.....	42
Hexagonal bolt M 8x40.....	193	NOE lever arm.....	10
Hexagonal bolt M 8x80.....	16, 91, 99, 193, 197	NOE nailing plate D 15.....	22, 184
Hexagonal nut 30.....	12, 40, 73, 80, 149, 174	NOE nailing plug D 15.....	22, 184
Hexagonal nut 60.....	12, 40, 174	NOE plug D 15.....	22, 108, 184
Hexagonal nut M 10.....	204	NOE release wax.....	207
Hexagonal nut M 12.....	204	NOE special release agent.....	72, 209
Hexagonal nut M 16.....	102, 119, 143, 147, 204	NOE Toplock.....	8, 63, 73, 80, 96
Hexagonal nut M 18.....	204	NOE Toplock adapter NOEtop / NOEtop R.....	8
Hexagonal nut M 20.....	204	NOE Toplock adapter NOEtop R 275 / NOE R 250.....	63, 80
Hexagonal nut M 24.....	204	NOE Toplock H.....	8
Hexagonal nut M 27.....	205	NOE transport hanger.....	29
Hexagonal nut M 30.....	205	NOEalu L / NOEtop R 275 adapter clamp.....	35, 63
Hexagonal nut M 36.....	205	NOEalu L Aluminium platform with hatch.....	37
Hexagonal nut M 8.....	16, 124, 133, 155, 204	NOEalu L end guard rail.....	38
Hex-head wood screw M 8x60.....	204	NOEalu L External corner.....	33
Hinge Ø 60 mm.....	55, 57, 58, 60, 93, 101	NOEalu L External corner hinge.....	33
Hinged scaffold.....	15	NOEalu L external corner panel.....	33
Hinged scaffold with hatch.....	15	NOEalu L internal corner.....	33
intermediate piece 600.....	59	NOEalu L Internal corner hinge.....	34
Internal corner working platform 6000 mm.....	140	NOEalu L overfall guard.....	36
Internal unit.....	62, 79	NOEalu L panels 1250 mm high.....	32
Jahreszahl.....	207	NOEalu L panels 1500 mm high.....	32
Key for steel cone.....	151, 176	NOEalu L panels 2750 mm high.....	32
Ladder support with step.....	17, 38	NOEalu L walkway bracket.....	36
Levelling jack.....	188	NOEalu L Wedge bracer.....	33
Lever head.....	10	NOEalu LTying claw.....	38
LG-W 200 column.....	162	NOEbox.....	29, 41, 192
LG-W 200 bolt M 10x60.....	163	NOEcase 1200 x 800 mm.....	30, 41, 192
LG-W 200 column.....	162	NOEclamp.....	131, 132, 133
LG-W 200 diagonal.....	162	NOEdeck head piece 38 mm.....	103
LG-W 200 Fork mount.....	164	NOEdeck panel connector.....	105
LG-W 200 head spindle 160.....	163	NOEfix plastic storage washer.....	208
LG-W 200 ladder.....	164	NOEform screw 7x21.....	98
LG-W 200 Mounting base for shoring.....	163	NOEplast cleaning agent.....	209
LG-W 200 plug 9 mm ...	14, 18, 37, 66, 74, 81, 99, 106, 118, 123, 163, 171, 190	NOEplast liquid Shore 30.....	207
LG-W 200 stiffening.....	162	NOEplast liquid standard.....	207
LG-W 200 Transfer truck.....	164	NOEplast primer.....	207
LG-W 200 tube connector.....	163	NOEplast repair filler.....	209
Lifting device hinged scaffold.....	155	NOEplast special adhesive.....	209
Lifting pin.....	29	NOEprop 300 (T 30).....	129
Light walkway bracket.....	36	NOEprop 300 (T30) with attached drophead.....	137
Longitudinal girder.....	105, 123, 171	NOEprop 400 (E 40).....	129
Longitudinal girder adapter.....	105	NOEprop 400 (E40) with attached drophead.....	137
Lower platform.....	142	NOEprop 580 (D 55).....	129
L-pin Ø 16.....	56, 57, 58, 60, 93, 101	NOEprop adapter.....	129
LSS ladder 2800.....	17, 20, 37, 92, 101	NOEprop frame.....	131, 132
LSS ladder extension left.....	91, 100	NOEprop spanner.....	134
LSS ladder with back-propping.....	92, 100	NOEsafe carrying case.....	110, 116
Mounting extension.....	153	NOEsafe PPE kit 6 m.....	110, 116
Multi-claw.....	5	NOEsafe PPE kit 9 m.....	110, 116
Multi-hole C-Profil.....	77, 84	NOEsafe safety harness.....	110, 116
Nail plate for anchor bolt M 24.....	187	NOEsafe self-retracting lifeline 6 m.....	109, 110, 115, 116
Nail plate for anchor bolt M 36.....	144, 188	NOEsafe self-retracting lifeline 9 m.....	109, 110, 115, 116
Nail plate for tie cone.....	145, 175	NOEspruce.....	111
Neue Artikelgruppe.....	123, 171	NOEstep.....	28
NOE Alulock.....	35	NOEtable swivelling head.....	117, 130

NOEtable transfer truck.....	123, 171
NOEtop adapter end guard rail	19
NOEtop Bolt 76	22
NOEtop bracket jack	68
NOEtop Connection screw 250	28, 33, 97
NOEtop EinsA Distance compensation	12, 27, 174
NOEtop EinsA Fixlager	12, 27, 174
NOEtop end guard rail	19
NOEtop formwork support.....	22
NOEtop FS crane suspension.....	86, 89
NOEtop FS guard rail 450.....	90
NOEtop FS guard rail 900.....	90
NOEtop FS H locking bracket	89
NOEtop FS ladder bracket	92, 100
NOEtop FS locking bracket.....	86
NOEtop FS panel For 21 mm timber facing	88
NOEtop FS panel with steel facing.....	86
NOEtop FS Sliding plate H.....	89
NOEtop FS Sliding plate S.....	86
NOEtop FS swivel bracket H.....	89
NOEtop FS timber facing	88
NOEtop large panel (with cantilever).....	2
NOEtop large panels (compatible with NOE Top 2000)	2
NOEtop large panels (with cantilever).....	2
NOEtop multifunction panel.....	4
NOEtop R 275 connection profile.....	68
NOEtop R 275 extension bar	64
NOEtop R 275 extension clamp	64
NOEtop R Klemmhalter.....	67
NOEtop S buffer support.....	20
NOEtop S clamping shoe.....	20
NOEtop S compensation platform.....	21
NOEtop S formwork spindle.....	21
NOEtop S front guard rails	20
NOEtop S ladder support with step	17, 20
NOEtop S ring bolt M 6 x 40.....	21
NOEtop S round steel link chain	21
NOEtop S working platforms	20
NOEtop scaffold platform	17
NOEtop scaffold platform with hatch	17
NOEtop stabilizer connector.....	55, 58, 60
NOEtop stop-end support.....	28
NOEtop stripping corner.....	10
Open spanner SW 36.....	151
Pallet for deck props	61, 128, 192
Pallet for NOEprop props	134, 192
Panels 2, 3, 4, 5, 7, 8, 9, 12, 14, 16, 27, 29, 30, 31, 32, 33, 34, 35, 36, 37, 39, 45, 63, 71, 73, 75, 85, 86, 88, 95, 96, 97, 104, 108, 111, 174, 180, 181, 182	
Panels*.....	3
Perforated steel strap	26, 38
Pin....	19, 23, 24, 48, 49, 56, 57, 58, 60, 66, 74, 81, 86, 89, 90, 92, 93, 100, 101, 102, 108, 111, 133, 140, 154, 157, 158, 159, 165, 168, 169, 189, 190
Pipe-head shaped key SW 32.....	151, 176
Plastic storage washer II	29
Plastic tube Ø 42 mm	144
Plastic tubes.....	179
Plastic tubes circular	179
Plate for aluminium prop	135
Plate nut.....	174
Plug SFL 42	144
Prop A with attached drophead	138
Prop B with attached drophead	138
Prop folding tripod 48-80.....	128
Prop support.....	11
PU formwork joint tape	176
Push/pull brace Push/pull 1.00-1.51 m.....	55
Push/pull brace Push/pull 2.10-3.65 m.....	55
Push/pull brace Push/pull 2.77-5.00 m.....	55
PVC plastic plug 17 mm.....	182
PVC plastic plug ST 20	180
PVC plastic plug ST 22	180
PVC plastic plugs 30, 31, 39, 71, 75, 85, 156, 180, 181, 182, 183, 185, 186	
PVC plastic plugs M 16.....	182, 186
PVC plastic plugs SFL 23	31, 181
PVC plastic plugs SFL 25	39, 181
PVC plastic plugs SFL 30	30, 71, 75, 85, 181
PVC plastic plugs SFL 30 with NOE-logo	30, 71, 75, 85, 181
PVC plastic plugs SFL 32	39, 182
PVC plastic plugs ST 26	30, 180
PVC plastic plugs ST 32	180
PVC plastic plugs ST 34	180
PVC plastic plugs Tr 26x5.....	182
Quadruple sling ropes	29
R 110 external unit.....	72
R 110 internal unit.....	72, 76
Raking prop 6.40-10.30 m.....	60
Ratio concreting brackets 100.....	66, 74, 81
Reinforcement for base NOEtop R 275.....	70
Rock bolt Ø 15	51
Rod	159, 173
Rod with tie rod thread and end plate	173
Roller.....	159
RS platform 875x1375	99
RS platform 875x875	99
RS platform Back-propping 790.....	93, 101
RS platform guard rail 375	99
RS platform guard rail 750	90, 99
RS platform ladder adapter NOE Vario 2000 column formwork	92, 101
RS platform ladder support platform	90, 92, 100
Rubber plate	16
Runner	146
Safety net.....	150, 154
Safety nut M 12.....	15, 205
Safety nut M 16.....	69, 77, 83, 120, 186, 204, 205
Safety nut M 20.....	148, 205
Safety nut M 4.....	205
Safety nut M 8.....	9, 205
Safety spring	135
Scaffold bolt M 27	156
Scaffold bolt M 36	144
Scaffold tube	54, 143, 150, 154, 166, 168, 191
Scaffold units	152
Screw base	24, 46, 49, 175
Screw nail fix.....	113, 120
Serrated spreader	209
Shaft safety ring A 15.....	148, 207
Shelf bracket 68cm	50, 187
Shuttering rail.....	114
Sling rope	122
Socket M 24	187
Spacer block 2400	59
Spacer block 3700	59
Spacer washer for M 16.....	45, 69, 77, 83
Spacer washer for M 27	156
Spanner	105, 145, 176
Spanner bolt R 12x35	105
Spanner for nailing plate	145, 176
Spare blade.....	209
Spindle	43, 44, 46, 59, 146, 149, 158, 163, 166, 167, 169, 188
Spindle M 36.....	46
Spindle Tr 38x6.....	158
Spindle Tr 60/9.....	46
Spreader bar	65, 80

Spring pin Ø 4 mm	56, 57, 58, 60, 93, 101
Spring pin Ø 5 mm	23, 24, 49
Sprint nut 11, 12, 24, 27, 40, 45, 47, 49, 51, 56, 59, 66, 74, 81, 86, 89, 91, 93, 97, 100, 102, 118, 145, 174	
Square insert M 24	187
Square insert M 36	144, 188
Square nut	175
Stacking foot	84
Standard deck table	117
Steel cone	145
Steel tube deck prop	126, 127
Step element	160
Stiffener	77, 84
Stop-end support	65, 73, 80
Stripping tool smooth cone	25, 51, 52, 53
Strut	23, 24, 43, 48, 58, 60, 130
Strut connection head bearing	24, 60, 130
Strut RSK 6	58
Strut RSK 8	58
Support bracket	44
Support bracket extension	44
Support bracket extension large	44
Support cone 20 mm	179
Support cone 22 mm	179
Support cone 26 mm	179
Support for walkway bracket	44
Support tube for panel	146
Supporting plate	24, 49, 56, 57, 58, 60
Supporting plate for push/pull brace/raking props/stabilizers	56, 57, 58, 60
Suspension head for hinged concreting scaffold	15
Suspension hinged bracket scaffold on the deck table	120
Suspension hook l	144
Suspension hook Ø 10/100	156
Suspension shoe	156
Suspension tube	142
Table lifting fork 5000	122
Table lifting fork 8000	122
Telescope rail	159
Three-ply boards	111
Tie cone	13, 145, 175, 177
Tie cone conical plastic shell	13, 175, 177
Tie cone Ø 20 mm, complete	13, 177
Tie cone Ø 20 mm, steel insert	13, 177
Tie cone steel insert	175
Tie rod coupler nut Ø 15 mm	51, 175
Tie rod coupler nut Ø 26.5 mm	53, 178
Tie rod Ø 15 mm .. 5, 12, 24, 40, 47, 49, 51, 66, 74, 81, 91, 100, 145, 149, 172, 173	
Tie rod Ø 20 mm	13, 52, 177
Tie rod Ø 26.5 mm	53, 178
Tie stirrup H 20	113
Tilt restraint	28
Top Adjustable lock	8, 63, 97
Top walkway bracket	14
Toplock	8, 97
Transport pallet	108
Travelling device	108, 122
Triangle tying plate	175
Trimming knife	209
Tube spanner SW 36	151
Tube spanner SW 41/46	156, 185
Tube spanner SW 55	151
Turnbuckle	68, 76, 82
Tying claw	26
Tying nut Ø 20 mm	13, 52, 177
Tying nut Ø 26.5 mm	53, 178
Tying plate	27
Tying shoe	96
Tying shoe extension	96
Tying shoe extension short	96
Tying support	24, 49
Tying unit	96
Waling plate ... 5, 12, 13, 28, 33, 40, 51, 52, 53, 66, 74, 81, 97, 174, 177, 178	
Waling plate Ø 20 mm	13, 52
Waling plate with wing nut	13, 52, 177
Washer 10.5	133, 206
Washer shape A 10.5	206
Washer shape A 13	206
Washer shape A 15	206
Washer shape A 17	102, 119, 143, 148, 186, 206
Washer shape A 19	206
Washer shape A 21	148, 206
Washer shape A 25	206
Washer shape A 28	206
Washer shape A 31	207
Washer shape A 6.4	206
Washer shape A 8.4	16, 124, 133, 155, 206
Waterstop	40, 175
Waterstop coupler	40, 175
Waved anchor	25, 51, 52, 53
Waved anchor Ø 20 mm	52
Waved anchor Ø 26.5 mm	53
Wedge clamp	113, 120
Wedge clamping collar	150, 154
wedge disk M16 DIN 435	45
Wedge for guard rail tube GR	18, 37, 107
Wedge lock	73, 80
Wedge plate	73, 80
Welded coupler 48mm	191
Welded coupler 60mm	191
Wheel flange plate	146
Wheel flange roller	146
Wing head bolt	73, 80
Wooden gauge for internal radius	62, 79
Wooden template for external radius	62, 72, 79
Wooden template for external radius NOE R 110	72
Wooden template for internal radius NOE R 110	72
Working platform 4000 mm	139
Working platform 6000 mm	139
Working platform with hatch 4000 mm	139, 140

Part No.

5, 9, 12, 15, 31, 39, 40, 64, 66, 74, 81, 109, 115,
145, 149, 172, 181

028068	50, 187
028069	50, 187
028100	66, 74, 81
102520	73, 80
106413	34
106415	34
106416	34
106419	33
106420	33
106421	33
106445	35
108030	26, 38
108031	26, 38
110214	113, 120
110215	113
110250	111
110290	111
110330	111
110390	111
110490	111
110590	111
110690	113, 120
110700	111
110710	112
110714	111
110715	111, 134
110722	121, 128, 191
110730	113
110800	112
110810	112
110900	112
110910	112
111400	14, 17, 36, 66, 74, 81, 91, 99, 106, 190
111401	18, 36, 37, 106
111402	19, 108, 190
111403	14, 17, 36, 66, 74, 81, 91, 99, 106, 120, 190
111410	119
111411	118
111412	119
111413	120
111500	118
112520	103
112900	104
113100	105
113300	108
113310	108
114920	106
115312	104
115322	104
115332	104
115342	104
115352	104
115362	104
115396	105
115400	103
115401	103
115402	103
115407	103
115410	104
115412	104
115414	104
115416	104
115430	105
115443	103
116150	104
117240	24, 46, 49, 175

117242	173
124560	86
124562	86
124564	86
124566	86
124570	88
124572	88
124574	88
124576	88
124608	86
124609	89
124632	86, 89
124635	86
124636	89
124637	86
124638	89
124639	86, 89
124640	90
124641	90
124645	90
124646	90
125252	95, 96
125253	95, 96
125254	95, 96
125255	95, 96
126050	95, 96
126060	95, 96
126062	95
126063	95
126064	95
126065	95
126179	96
126180	96
126190	96
126700	99
126702	99
126705	92
126706	92, 100
126707	91, 100
126708	91, 100
126720	99
126721	90, 99
126725	93, 101
126726	92, 100
126727	90, 92, 100
126729	92, 100, 101
126740	101
126741	101
126742	101
126757	93, 101
126760	17, 20, 37, 92
126761	17, 20, 37, 92
126762	17, 20, 37, 92
126763	17, 20, 37, 92
126764	17, 20, 37, 92
135009	73, 80
135019	28, 33, 97
135109	9, 34, 46, 66, 74, 81
135208	9, 34
135210	9, 34, 65, 73, 80
135309	8
135905	29, 69, 97
136808	29
137297	26
137500	26
137570	28
137761	10
137762	10
137768	10
137850	9, 64



137970	8	168020	4
137975	96	168021	4
137976	8, 10, 63, 96	168022	4
137977	63, 80	168029	2
137978	63, 73	168033	2
137979	8	168049	2
137985	8, 63, 97	168051	2
137990	8, 97	168052	2
160065	3	168053	2
160067	3	168060	2
160068	3	168061	2
160070	3	168062	2
160071	3	168065	2
160073	3	168066	2
160074	3	168067	2
160075	3	168209	3
160076	5	168309	3
160077	5	168409	3
160078	5	168509	3
163009	5	168609	3
163010	5	168749	3
163019	3	168909	3
163209	3	169009	3
163309	3	169209	3
163409	3	169309	3
163509	3	169409	3
163609	3	169509	3
163749	3	169609	3
163909	3	169749	3
164000	6	169909	3
164001	6	261000	77, 84
164002	6	274908	111
164003	6	275000	111
164005	6	275100	111
164006	6	275200	111
164007	6	275201	111
164008	6	310907	69, 78, 83
164030	5	311100	103, 137
164032	28	311600	15, 153
164040	27	312500	156
164042	6	312510	156
164043	6	312520	156
164044	6	312530	156
164045	6	312540	156
164061	5	312550	156
164063	5	312560	156
164064	5	312570	156
164065	5	312610	144
164700	22	312620	144
164704	22	312630	144
167009	5	312640	144
167010	5	312650	144
167019	5	312660	144
167020	5	312670	144
167209	5	312680	144
167219	5	312699	91, 99, 106
167249	5	313200	45, 64, 68, 69, 70, 76, 77, 78, 82, 83, 84, 90, 92, 94, 100, 102, 113, 114, 117, 119, 120, 179
167322	4	313400	10, 45, 46, 103, 117, 130, 137, 138
167324	4	313500	44, 45, 129
167328	4	313600	143
167336	4	313800	24, 46, 49, 59, 78, 83, 84
167340	4	313900	69, 143
167363	7	314000	68, 69, 76, 78, 82, 83, 94, 102, 118, 120, 143
167366	7	314600	9, 45, 64, 69, 77, 83
167372	7	317009	98
167376	7	317700	156
167382	4	318100	149
167385	4	318200	144
167389	4	318801	28
168019	3		

318900	8, 10, 27	360272	194
319315	43, 47	360334	194
319338	11, 27, 45, 56, 59, 92, 93, 101, 102	360346	194
319339	27, 47	360362	195
319341	105	360366	147, 195
330500	188	360370	147
330600	182	360374	147, 195
350000	73, 80	360468	195
350170	188	360544	195
350200	119	360554	195
350201	119	360560	195
350205	119	360562	195
350297	76	360564	196
350298	76	360572	196
350299	68, 82	360586	196
350300	68, 82	361248	193
350301	68	362024	197
350310	68, 76, 82	362026	197
350311	76	362090	197
350315	68, 76, 82	362094	197
350320	68, 76, 82	362166	197
350330	65, 80	362202	197
350340	82	362250	197
350350	82	362254	197
350360	82	362270	198
350362	77	362340	102, 198
350363	77	362344	119, 147, 198
350364	77	362348	198
350365	76	362356	198
350366	76	362358	198
350367	76	362364	102, 198
350368	68	362372	198
350369	68	362376	199
350370	68	362380	199
350380	77, 84	362438	199
350381	68	362478	199
350390	65, 73, 80	362482	199
350410	84	362490	199
350412	70	362494	199
350413	70	362546	199
351000	62	363597	199
351010	62	364082	200
351020	62	364088	200
351030	62	364096	200
351040	62	364106	200
351050	62	364112	155, 200
351100	62	364206	200
351110	62	364228	200
351120	62	364240	200
351130	62	364274	200
351140	62	364278	200
351150	62	364282	201
352200	77, 83	364286	201
352210	64	364290	201
352212	64	364294	201
352220	62, 79	364298	201
352221	62, 79	364302	201
352222	72	364304	201
352223	72	365088	202
360064	193	365124	202
360078	16, 193	365132	9, 202
360086	193	365134	124, 202
360162	193	365138	202
360170	193	365144	202
360172	193	365152	202
360256	193	365168	202
360258	194	365210	202
360262	194	365232	202
360264	143, 194	366266	203
360268	194	366296	203



366402	203	402434	33
366474	203	402436	32
367132	203	402443	32
367136	203	402450	32
367172	203	402452	32
367176	203	402454	32
369000	133, 203	402456	32
369002	204	402458	32
370016	16, 124, 133, 155, 204	402460	32
370018	204	402462	32
370020	204	402464	32
370024	102, 119, 143, 147, 204	402468	33
370026	204	402470	33
370028	204	402500	38
370032	204	402512	35
370034	205	402526	35
370036	205	402527	35, 63
370040	205	402530	33
372002	205	402540	38
373004	9, 205	402620	35
373008	15, 205	402621	35
373012	69, 77, 83, 120, 186, 205	402662	33
373013	9, 64, 119, 204	402664	33
373016	148, 205	402666	33
380018	16, 124, 133, 155, 206	402710	37
380020	206	412535	88
380022	206	412536	88
380026	102, 119, 143, 148, 186, 206	412537	88
380028	206	412538	88
380030	148, 206	440301	72
380034	206	440302	72
380036	206	440303	72
380038	207	440307	72
381014	206	440308	72
381024	206	440309	72
381026	206	441501	79
389002	133, 206	441502	79
389004	148, 207	441503	79
389011	44, 45	441504	79
390350	151	441505	79
390355	151	441506	79
390900	151	441507	79
391900	134	441508	79
394300	176	441509	79
394400	176	441510	79
394500	156, 185	441511	79
394901	151, 176	441512	79
396400	209	447425	137
396450	209	447430	137
396700	209	447435	137
398202	10	447440	137
402400	32	447510	138
402402	32	447511	138
402403	32	447551	137
402404	32	447552	137
402406	32	447553	137
402408	32	449990	122
402410	32	449991	122
402412	32	452325	152
402416	33	456205	161
402418	33	461907	144
402420	32	466712	145, 176
402421	32	469654	120
402422	32	501000	54, 143, 154, 191
402423	32	501500	54, 143, 154, 191
402424	32	502000	54, 143, 154, 191
402426	32	502500	54, 143, 154, 166, 191
402428	32	503000	54, 143, 154, 191
402430	32	503500	54, 143, 154, 168, 191
402432	33	504000	54, 143, 150, 154, 191

504500	54, 143, 154, 191	550023	17, 20
505000	54, 143, 154, 191	550024	17, 38
505500	54, 143, 154, 191	550025	17
506000	54, 143, 150, 191	550060	20
507010	18, 36, 37, 107	550061	20
507011	18, 37, 107	550062	20
507012	18, 36, 37, 107	550063	20
507045	18, 37, 107	550064	20
507047	18, 37, 107	550066	20
507048	19, 37, 107	550068	20
510300	54, 154, 166, 168, 170, 191	550070	20
510310	54, 168, 170, 191	550080	21
510600	143, 154, 191	550130	20
510800	191	550131	20
514000	191	550132	20
514200	54, 191	550133	20
514500	191	550134	20
540210	59	550136	20
540900	42	550138	20
540905	42	550140	20
540910	42	550142	20
540915	42	550143	20
540920	43	550144	21
540922	43	552202	36, 37
540928	43	552204	14
541000	44	552207	36
541010	44	552210	15
541011	44	552211	15
541020	44	552212	15
541024	23, 48	552213	189
541025	23, 48	552214	14
541029	43, 45	552215	67
541030	45	552216	19
541031	46	552217	19
541032	46	552218	15, 19
541033	45	552223	114
541034	23, 48	552224	114
541035	23, 48	553212	36
541036	23, 48, 60	553213	38
541039	23, 48	555940	21
541040	46	555950	21
541041	24, 49	555960	19, 38
541044	23, 48	555990	90, 92, 93, 100, 102, 111, 140, 154, 157
541050	46	556000	157
541052	24, 49	556003	36
541053	23, 24, 48, 49, 60	556004	14
541060	24, 60, 130	556007	16
541092	51	556008	16
541190	45	556100	153
541991	25, 51	556110	153
541992	25, 52	556120	156
541993	25, 53	556140	156
541994	25, 51	556160	153
541995	52	556170	150, 154
541996	53	556180	150, 154
541998	25, 51, 52, 53	556190	150, 154
542005	25, 51	556915	153
542006	25, 51	556916	153
542007	25, 51	556917	152
542008	52	556918	152
542009	53	556924	15
542010	53	556925	152
542011	51	556926	15
542012	52	556930	152
542013	53	556935	152
543030	24, 49	556940	152
543060	44	556950	152
550010	17	556999	152
550012	17	557100	155
550014	17	557208	149



557212	145, 151, 176
557213	145
557214	142
557215	142
557216	151
557217	144
557219	149
557220	150
557221	142
557222	140
557223	140
557224	143
557225	143
557226	143
557227	143
557232	146
557233	146
557234	146
557237	146
557238	146
557239	146
557241	146
557242	147
557243	146
557244	146
557245	146
557246	56, 141, 151
557250	139
557252	139
557254	139, 140
557256	140
557258	142
557260	142
557262	140
557264	142
557266	140
557268	139
557270	139
557272	139
559100	118
569000	207
569030	207
569031	207
569032	207
569050	207
569060	207
569061	207
569070	207
569071	208
569072	208
569073	208
569074	208
569075	208
569080	208
569082	208
569084	208
569086	208
569400	207
569513	209
569522	209
569710	72, 209
569720	72, 209
569730	72, 209
660951	53, 178
670300	47, 66, 74, 81, 173
670400	149, 173
670500	173
670600	91, 100, 173
670750	173
670950	5, 12, 40, 51, 173

670959	13, 52, 177
671000	173
671250	173
671259	13, 177
671500	66, 74, 81, 173
671509	13, 177
671750	173
671759	13, 177
672000	24, 49, 173
672250	173
672500	173
672509	13, 177
672750	173
673000	173
673250	173
673500	173
673750	173
674000	173
674250	173
674500	173
674750	173
675000	173
675250	173
675500	173
675750	173
680009	13, 52, 177
680010	53, 178
680045	12, 27, 174
680052	12, 27, 174
680060	12, 27, 174
680580	12, 24, 40, 47, 49, 51, 66, 74, 81, 86, 89, 91, 97, 100, 145, 174
680590	174
680900	12, 40, 73, 80, 149, 174
681000	12, 40, 174
681300	175
682202	40, 175
682203	40, 175
682220	13, 52, 177
682230	53, 178
682500	175
684000	51, 175
686900	145, 151, 175, 176
686901	13, 175, 177
686902	175
686910	13, 177
686911	13, 177
690000	176
690001	176
691200	174
691400	174
691500	28, 97
691510	53, 178
691519	13, 52
691600	13, 52, 177
691700	5, 12, 33, 40, 51, 66, 74, 81, 174
691800	51
692000	179
692002	179
692004	179
692006	179
692012	179
692801	179
692910	144
693200	180
693400	180
693406	156, 182, 185
693408	39, 182
693409	30, 71, 75, 85, 181
693500	39, 181

693515	30, 71, 75, 85, 181	741475	68
693620	30, 180	741500	76, 82
693700	180	742975	68
693800	180	743000	76, 82
693810	179	760500	172
693900	31, 181	760600	172
693910	144	760750	172
694210	179	760950	172
694211	179	761000	172
694212	179	761250	172
694901	22, 108, 184, 190	761500	172
694902	22, 184	761750	172
694903	22, 184	762000	172
694904	22, 108, 184	762250	172
694981	10	762500	172
694982	10	762750	172
697010	56, 57, 58, 60, 93, 101	763000	172
697012	55, 57, 58, 60, 93, 101	763250	172
697014	56, 57, 58, 60	763500	172
697026	55	763750	172
697027	55	764000	172
697028	55	764250	172
697032	55, 58, 60	764500	172
697036	60	764750	172
697044	57	765000	172
697045	57, 93, 101	765250	172
697130	59	765500	172
697132	59	765750	172
697134	59	766000	172
697136	59	766250	172
697138	59	766500	172
697140	59	766750	172
697145	58	767000	172
697146	58	767250	172
697400	188	767500	172
697401	127	810060	189
697422	126	810252	156, 182, 185
697425	127	810254	156, 185
697430	127	811800	187
697435	127	811805	187
697440	127	811811	187
697510	135	811900	144, 187, 188
697511	135	811905	144, 188
697525	126	811911	144, 188
697530	126	811920	151, 176
697535	126	811970	187
697550	126	811991	145, 151, 175, 176
697551	129	811992	144, 188
697552	129	821110	9, 64, 68, 77, 83, 186
697553	129	822400	145
697558	129	829000	182
697559	129	829010	183
697591	30, 41, 192	829100	182, 186
697597	134, 192	840492	176
697598	29, 41, 192	840520	70
697599	61, 128, 192	840630	98
697725	125	840710	98
697730	125	840720	98
697735	125	840730	98
697740	125	840740	98
697755	125	841201	87
699010	117, 130	842310	209
699020	117	867120	123
699030	117	867121	123, 171
699040	117	867122	123, 171
699050	117	868001	165, 168, 169
699150	117	868003	123, 165, 169, 171
699200	118	868004	165
740725	68	868005	123, 165, 171
740750	76, 82	868006	123, 165, 169, 171

868015	167	890812	162
868021	165, 168, 169	890813	162
868030	165, 169	890814	162
868031	165, 169	890815	162
868041	169	890816	162
868043	167	890818	162
868044	166, 169	890819	164
868055	167	890822	162
868104	123, 171	890826	162
868106	165, 169	890828	162, 163
868108	167	890830	163
868110	123, 165, 171	890831	163
868111	167, 169	890834	14, 18, 37, 66, 67, 74, 81, 99, 106, 118, 123, 162, 163, 171, 190
868161	165	890835	163
868164	165	890840	163
868202	165, 170	890845	11
868203	167	890850	132, 133
868205	123, 165, 171	890852	133
868206	167, 170	890863	132
868218	123, 171	890865	132
868301	170	890870	132
868305	165	890871	132
868306	168	890883	131
868336	165	890885	131
868340	166	890886	131
868400	170	890890	131
868410	169	890950	136
868420	167	890951	136
868425	167	890980	135
868427	167	900050	113, 150, 154, 190
868430	168	900052	113, 150, 155, 190
868431	168	900070	128
868441	168, 170	900072	128
868445	168, 170	900073	128, 134
868446	168, 170	900074	128
868450	165	900075	128
868451	168, 170	911500	157
890370	159	912400	135
890450	108	913021	6
890460	158	913022	6
890470	158	913023	6
890480	158	913024	6
890482	158	913304	56, 57, 58, 60, 93, 101
890490	158	913305	23, 24, 48, 49, 60
890491	158	919036	28
890500	158	919070	29
890510	158	922480	118
890520	159	922500	122
890521	159	922700	122
890530	159	922800	122
890540	159	922900	29
890550	159	922910	29
890560	126, 158	922960	109, 110, 115, 116
890570	159	922961	109, 110, 115, 116
890700	160	922962	110, 116
890710	160	922963	110, 116
890720	160	922964	110, 116
890730	160	922965	110, 116
890731	160	924950	10
890732	160	926110	179
890802	164	990013	108, 114, 121, 128, 149, 158, 163, 188
890803	164	990152	29
890810	162		
890811	162		



THE FORMWORK



**NOE-Schaltechnik
Georg Meyer-Keller GmbH + Co. KG**

Kuntzestr. 72, 73079 Süssen
T + 49 7162 13-1
F + 49 7162 13-288
info@noe.de
www.noe.de
www.noeplast.com

Belgien

NOE-Bekistingtechniek N.V.
www.noe.be
info@noe.be

Frankeich

NOE-France
www.noe-france.fr
info@noe-france.fr

Niederlande

NOE-Bekistingtechniek b.v.
www.noe.nl
info@noe.nl

Österreich

NOE-Schaltechnik GmbH
www.noe-schaltechnik.at
noe@noe-schaltechnik.at

Polen

NOE-PL Sp. Zo.o.
www.noe.pl
noe@noe.pl

Schweiz

NOE-Schaltechnik GmbH
www.noe.ch
info@noe.ch