



NOEtop4 Concrete in top form



A formwork revolution:

Details make the difference

When NOE developed the steel frame formwork panel over 70 years ago, it made a lasting change to building with concrete. Today, this type of panel is standard worldwide in modern concrete construction and can be found on building sites everywhere.

Demands have changed, particularly in larger construction projects. Now building is about short construction times and high efficiency achieved with less labour. The moment has come for a revolution in formwork technology – and for the new formwork system NOEtop4.

Along with all the familiar advantages of the proven steel frame formwork NOEtop, NOEtop4 also offers many useful innovations. Its design incorporates practical insights and requests from our customers. The result: improvements in many details to make working with NOEtop4 altogether faster, more efficient, more ergonomic and safer.

The advantages of NOEtop4

- Rapid assembly
- Easy disassembly
- Lower wear
- Environmentally friendly material use
- Less associated work
- Modern panel sizes
- Higher workplace safety

At a glance: **NOEtop4** and its advantages

Learn about the many improvements that ensure NOEtop4 will stand the test of time on your construction site.



01 Safe

Self-locking scaffold brackets for the highest workplace safety and rapid installation.



02 Durable

Panels with strengthened corner castings for damage-free setting up, adjustment and release.



01

02

03

04

05



03 Stands tall

Panel dimensions that meet the new height requirements, not only in housing construction.



04 Releasable

Removable fixed bearing for one-sided tie rod installation in the first-face formwork.



05 Ergonomic

Heavy duty fastenings for bracing can be attached by just one person.



You can find information here or at www.noe.eu

Self-locking and flexible: Installation-friendly scaffold brackets



Self-locking brackets from NOE create the conditions for optimum workplace safety on concreting and walkway scaffolds at great height and shorten installation times.

Foolproof operation

Safety on concreting and walkway scaffolds is the highest priority when pouring concrete, operating vibrating pokers and all the other tasks associated with formwork. The self-locking walkway brackets are suspended directly in the hat profiles. They are secured against uplift without the need for further action by the installer. Dismantling is possible only after release of a safety lever.

Flexible installation

The concreting and walkway scaffolds can be flexibly configured because there are no specific installation points. In addition, they can be mounted on horizontally and vertically running hat profiles. When mounted on horizontal profiles, the connection grasps the top and bottom of the hat profile. When mounted on vertical profiles, the hook on the connection is designed to engage in one of the elongated holes in the profile.



- 1 The concreting and walkway scaffolds can be attached to the profiles in any position.
- 2 When mounted on horizontal profiles, the bracket connection grasps the top and bottom of the hat profile.
- 3 Concreting and walkway scaffolds can be removed only after the release of a safety lever.

Direct advantages

- Maximum safety for site operatives
- Time savings from simple and safe installation
- Flexible positioning on profiles running horizontally or vertically

Simply stronger: **Improved corner castings**



Direct advantages

- Improved corner castings
- Optimum insertion points for pry bars
- Low risk of damage when setting down, aligning, adjusting and releasing




Robust corner castings on the panels make handling them on site easier and reduce the risk of damage.

Safe and durable

Panels may be damaged during setting down or by use of pry bars. NOEtop4 has been fitted with larger and improved corner castings to reliably avoid this damage. They protect the panels while being manoeuv-

red by crane and provide a well-designed insertion point for aligning, adjusting and releasing with pry bars. The risk of damage is much reduced and the service life of these high-quality panels is increased.

Modern panel modules: New standard heights for panels



With its taller panels, NOEtop4 offers standard product solutions for the changed requirements resulting from the trend for greater room and storey heights in modern buildings.

Direct advantages

- Panels available in new standard sizes for greater storey heights
- Less use of extension panels
- Savings in time and materials
- Fewer joint marks in the concrete surface

Increasing storey heights

The trend towards greater room heights in residential buildings has been noticeable for some years. The ceiling to floor height was almost always around 240 cm, but heights of 275 to 290 cm are not uncommon today. In addition, taller rooms provide an option in urban areas to create more storage space on smaller building footprints. Impact sound insulation and suspended ceilings to accommodate building services

equipment also contribute to taller storey heights. With standard panel heights of 300 and 360 cm, NOEtop4 is a response to the changed requirements and allows taller walls without the need for extension panels. This not only saves time and materials but also creates a more pleasing concrete appearance, with the surface having fewer visible panel joint marks.

Always releasable: **Removable fixed bearing**



The fixed bearings on the first-face formwork side are themselves not permanently fixed in place; in fact they can be individually removed without damaging the valuable panels.

Foolproof operation

Sometimes, though not very often, the tie rod cannot be removed from the concrete to strip the formwork. In some systems with one-sided tie rod installation, the fixed bearing can be removed from the first-face formwork only with a heavy-duty tool such as an angle grinder. Damage to the formwork panel cannot be avoided in this situation.

For this reason, NOEtop4 has a removable fixed bearing. After removing a safety pin, the fixed bearing can be screwed out without causing problems or damage. With the formwork panel stripped, the tie rod can be safely removed.



- 1 Release spring pin.
- 2 Take out safety pin.
- 3 Screw out fixed bearing.

Direct advantages

- The fixed bearing can be removed from the first-face formwork
- No damage to the panel due to problems releasing the tie rods

One-person installation: Ergonomic heavy duty fastenings

Thanks to the ergonomic design of the heavy duty fastenings for NOEtop4, they require only one person to install them.

Bracings easily attached

Additional bracings are often required for extensions, corner bracings, transverse wall connections and other special applications on site. Until now, it took two operatives to install the bracing, but with NOEtop4 this can be done by just one person. This results in time and labour savings, particularly when erecting very high wall formwork quickly. Key to fastening the bracing is the fixing lug, which is pushed through an elongated hole in the hat profile and secured with an L-pin and a spring pin. Bracings can be attached to end-on and side-on panels, i.e. to horizontally and vertically running hat profiles.

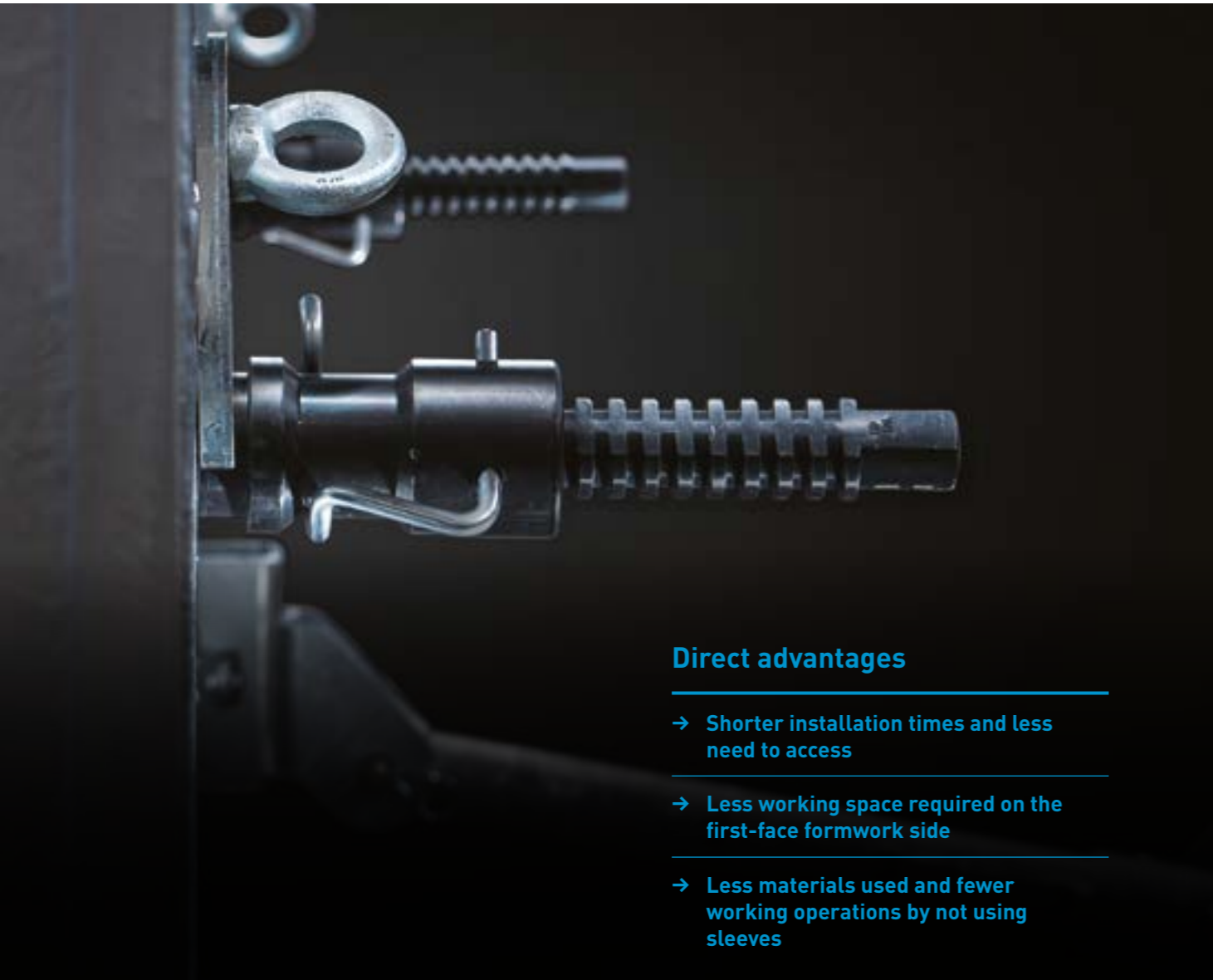
Direct advantages

- One-person installation of heavy duty fastenings
- Time and labour savings
- Installation on horizontal and vertical profiles



- 1 Push fixing lug through elongated hole in hat profile.
- 2 Secure with L-pin and spring pin.
- 3 Screw bracing fastening up tight.

Can be used from one side: **Tapering tie rod**



Direct advantages

- Shorter installation times and less need to access
- Less working space required on the first-face formwork side
- Less materials used and fewer working operations by not using sleeves

One-sided installation without sleeves

Many conventional tie rods are attached to the formwork by nuts on both ends. This costs time and uses more labour. By having the fixed bearing in the first-face form, the NOEtop4 system allows the tie rods to be installed from one side. With less need to move from one side of the formwork to the other, installation takes less time and makes efficient use of the often limited available working space. The tapering tie rod can be used without a sleeve.



Transport and storage: **No projecting parts**

Optimum storage, safe transport

Projecting parts on profiles and other system components increase the volume for transport and storage. They can also present a risk of workplace injury and can be


damaged during these operations. NOEtop4 is therefore designed to have no projecting parts when stripped and can be stacked flat to occupy very little space on site.



Direct advantages

- Flat when dismantled, no projecting parts
- Smaller volume for storage and transport
- Much lower risk of personal injury and material damage

No more searching: Integrated tie rod holder



Direct advantages

- Tie rod holders ensure no more misplaced tie rods
- Holder folds away

Optimum storage, safe transport

Important system components, such as tie rods, are often misplaced when forms are moved around on site. Searching for the lost tie rods or ordering new ones if not found costs time and money. NOEtop4 solves this problem elegantly with a simple tie rod

holder, which integrates directly into the formwork panel. If the holder is not used, it folds away within the panel thickness so that there are no projections to hinder storage or transport.

No rivet imprints: Panels screwed on from the back

Completely smooth surface


Many formwork panels are attached to the profiles from the concrete side. This leaves imprints in the concrete surface, which are undesirable in fair-faced concrete. These projecting rivet heads get in the way when cleaning the panel with a scraper. The facings on NOEtop4

panels are screwed from the back so that the facing surface is completely smooth. This gives a perfect concrete appearance and improves the workflow when the panels are cleaned.



Direct advantages

- No rivet marks on the concrete surface
- Easy to clean the smooth, unmarked panel facing surface



NOE-Schaltechnik**Georg Meyer-Keller GmbH + Co. KG**

Kuntzestr. 72

73079 Süssen

Tel. +49 7162 13-1

info@noe.de

www.noe.eu

Belgium

NOE-Bekistingtechniek N.V.

Leuvensesteenweg 613

1930 Zaventem

info@noe.be

www.noe.eu

France

NOE-France

Depot Central

7 rue Maurice Bellonte

02100 Saint Quentin

info@noefrance.fr

www.noe.eu

Netherlands

NOE-Bekistingtechniek b.v

Postbus 25

4240 CA ARKEL

info@noe.nl

www.noe.eu

Austria

NOE-Schaltechnik GmbH & Co KG

Trientlgasse 25

6020 Innsbruck

noe@noe-schaltechnik.at

www.noe.eu

Poland

NOE-PL Sp. z.o.o.

ul. Jeziorki 84

02-863 Warszawa

noe@noe.pl

www.noe.pl

Switzerland

NOE-Schaltechnik GmbH

Nordringstrasse 28

4702 Oensingen

info@noe.ch

www.noe.eu